




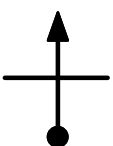

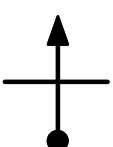


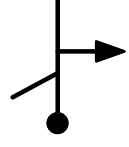
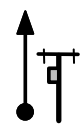
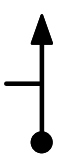
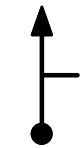
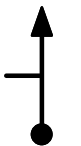
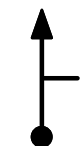
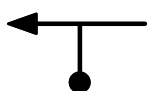
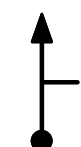
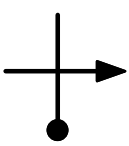
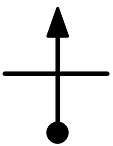
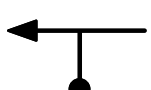


RALLY DE LIMOEIRO 2023 - GRD

DISTÂNCIA	TULIPA	MÉDIA	TEMPO	OBSERVAÇÕES
				 ATENÇÃO CUIDADO MUITO CUIDADO
				Início de Prova
0.000 0.000 0.000	 1	D 15 Min	0.00.00 T001	POSTE COM LUMINÁRIA NA ESQUERDA LOGO APÓS O HOTEL DAS OLIVEIRAS
0.113 0.113	 2		T001	PONTE
0.155 0.268	 3		T001	ATENÇÃO !!! AO CRUZAR À VIA
0.060 0.328	 4		T001	
0.049 0.377	 5		T001	ATENÇÃO !!! AO CRUZAR À VIA
0.082 0.459	 6		T001	
0.107 0.566	 7		T001	
0.069 0.635	 8		T001	




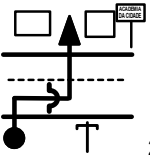

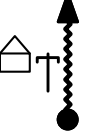

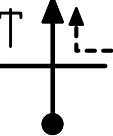
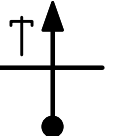
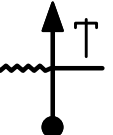


RALLY DE LIMOEIRO 2023 - GRD

DISTÂNCIA	TULIPA	MÉDIA	TEMPO	OBSERVAÇÕES
0.101 0.736	 9		T001	POSTE COM TRAFÓ
0.022 0.758	 10		T001	
0.049 0.807	 11		T001	
0.048 0.855	 12		T001	
0.025 0.880	 13		T001	
0.048 0.928	 14		T001	
0.055 0.983	 15		T001	
0.159 1.142	 16		T001	
0.069 1.211	 17		T001	ATENÇÃO !!! AO CRUZAR À VIA
0.070 1.281	 18		T001	

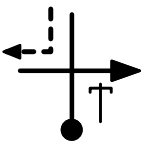
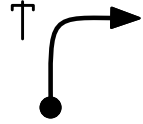
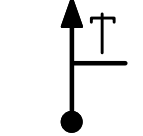
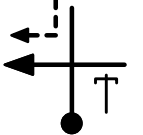

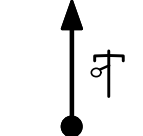
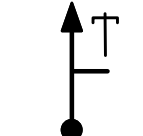
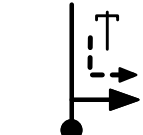
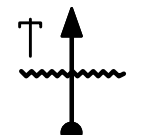



RALLY DE LIMOEIRO 2023 - GRD

DISTÂNCIA	TULIPA	MÉDIA	TEMPO	OBSERVAÇÕES
0.075 1.356	 19		T001	
0.105 1.461	 20		T001	
0.049 1.510	 21		T001	
0.092 1.602	 22		T001	ATENÇÃO !!! AO ENTRAR E SAIR DA RODOVIA PE 090
0.091 1.693	 23		T001	
0.017 1.710 AFER	 24	V 27 Km/h	0.15.00 T002	POSTE NA ESQUERDA
0.103 1.813	 25	V 45 Km/h	0.15.14 T003	CARROS VINDO
0.060 1.873	 26		0.15.19 T003	CARROS VINDO
0.061 1.934	 27		0.15.23 T003	
0.062 1.996	 28	V 30 Km/h	0.15.28 T004	

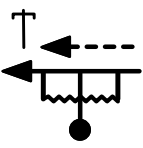
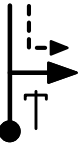
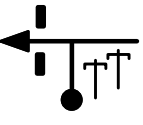
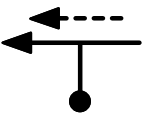
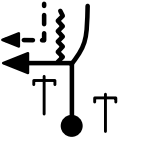
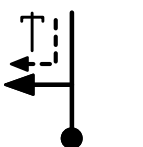
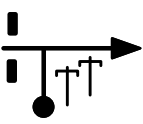
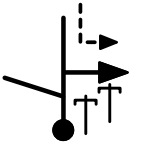
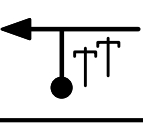
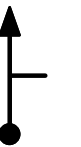


RALLY DE LIMOEIRO 2023 - GRD

DISTÂNCIA	TULIPA	MÉDIA	TEMPO	OBSERVAÇÕES
0.063 2.059	 29		0.15.36 T004	CARROS VINDO
0.109 2.168	 30	V 39 Km/h	0.15.49 T005	
0.061 2.229	 31		0.15.55 T005	
0.060 2.289	 32	V 24 Km/h	0.16.00 T006	CARROS VINDO ENTRANDO NO CALÇAMENTO
0.041 2.330	 33	V 36 Km/h	0.16.06 T007	SAINDO DO CALÇAMENTO
0.042 2.372 AFER	 34		0.16.11 T007	POSTE COM LUMINÁRIA
0.017 2.389	 35		0.16.12 T007	
0.063 2.452	 36	V 51 Km/h	0.16.19 T008	CARROS VINDO
0.100 2.552	 37		0.16.26 T008	
0.088 2.640 AFER	 38	V 21 Km/h	0.16.32 T009	POSTE NA ESQUERDA

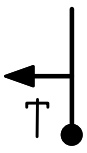
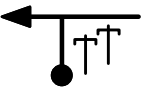

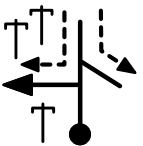
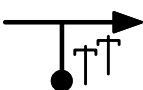

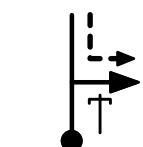
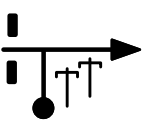
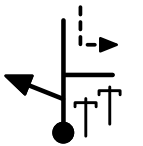



RALLY DE LIMOEIRO 2023 - GRD

DISTÂNCIA	TULIPA	MÉDIA	TEMPO	OBSERVAÇÕES
0.027 2.667	 39		0.16.36 T009	INÍCIO DO CALÇAMENTO CARROS VINDO
0.015 2.682	 40		0.16.39 T009	CARROS VINDO
0.149 2.831	 41		0.17.05 T009	ATENÇÃO !!! PEDRAS NOS DOIS LADOS DA ENTRADA
0.048 2.879	 42	V 30 Km/h	0.17.13 T010	CARROS VINDO
0.153 3.032	 43	V 21 Km/h	0.17.31 T011	ENTRANDO NO CALÇAMENTO CARROS VINDO
0.047 3.079	 44		0.17.39 T011	CARROS VINDO
0.150 3.229	 45	V 27 Km/h	0.18.05 T012	
0.042 3.271	 46		0.18.10 T012	CARROS VINDO
0.150 3.421	 47		0.18.30 T012	
0.028 3.449	 48		0.18.34 T012	

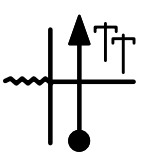
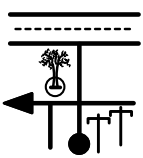
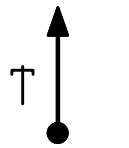



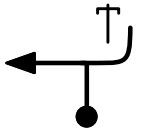

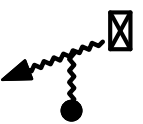
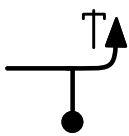


RALLY DE LIMOEIRO 2023 - GRD

DISTÂNCIA	TULIPA	MÉDIA	TEMPO	OBSERVAÇÕES
0.019 3.468	 49		0.18.37 T012	
0.150 3.618	 50		0.18.57 T012	
0.030 3.648 AFER	 51		0.19.01 T012	POSTE COM TRAFÓ NA ESQUERDA
0.019 3.667	 52		0.19.03 T012	CARROS VINDO
0.151 3.818	 53		0.19.23 T012	
0.028 3.846	 54	V 21 Km/h	0.19.27 T013	CARROS VINDO
0.019 3.865	 55		0.19.30 T013	CARROS VINDO
0.147 4.012	 56	V 27 Km/h	0.19.56 T014	
0.042 4.054	 57	V 36 Km/h	0.20.01 T015	CARROS VINDO
0.156 4.210	 58	V 24 Km/h	0.20.17 T016	

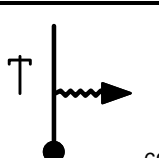
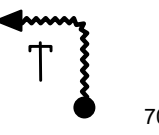
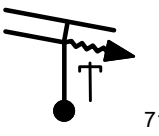
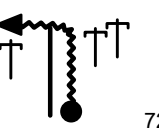
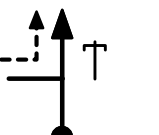







RALLY DE LIMOEIRO 2023 - GRD

DISTÂNCIA	TULIPA	MÉDIA	TEMPO	OBSERVAÇÕES
0.058 4.268	 59		0.20.26 T016	
0.061 4.329	 60		0.20.35 T016	ANTES DA ÁRVORE
0.030 4.359 AFER	 61	V 18 Km/h	0.20.39 T017	POSTE NA ESQUERDA
0.105 4.464	 62		0.21.00 T017	
0.075 4.539	 63		0.21.15 T017	CARROS VINDO
0.040 4.579	 64	V 24 Km/h	0.21.23 T018	
0.024 4.603	 65		0.21.27 T018	
0.027 4.630	 66	V 18 Km/h	0.21.31 T019	CARROS VINDO
0.031 4.661	 67	V 24 Km/h	0.21.37 T020	
0.024 4.685	 68		0.21.41 T020	

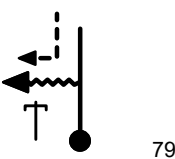
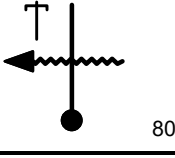
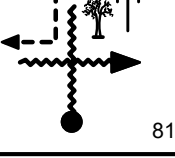
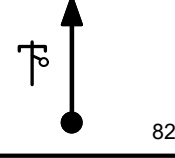
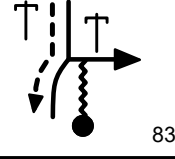
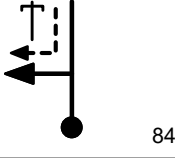
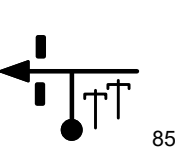
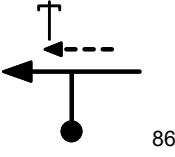
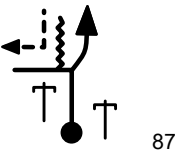
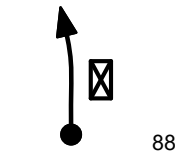


RALLY DE LIMOEIRO 2023 - GRD

DISTÂNCIA	TULIPA	MÉDIA	TEMPO	OBSERVAÇÕES
0.043 4.728	 69		0.21.47 T020	
0.049 4.777 AFER	 70		0.21.54 T020	POSTE NA ESQUERDA
0.072 4.849	 71	V 30 Km/h	0.22.05 T021	
0.075 4.924	 72		0.22.14 T021	
0.168 5.092	 73		0.22.34 T021	CARROS VINDO
0.155 5.247	 74		0.22.53 T021	
0.087 5.334 AFER	 75		0.23.03 T021	FINAL DA PORTEIRA
0.029 5.363	 76		0.23.07 T021	
0.096 5.459	 77		0.23.18 T021	
0.027 5.486	 78		0.23.22 T021	CARROS VINDO

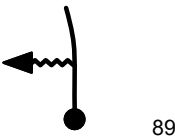
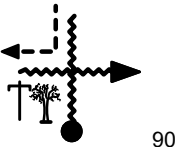
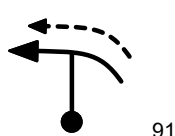
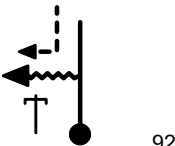
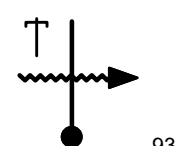
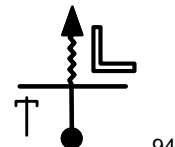
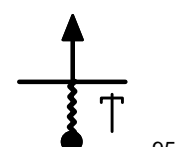
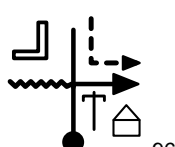
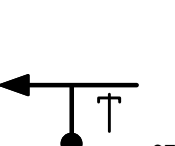



RALLY DE LIMOEIRO 2023 - GRD

DISTÂNCIA	TULIPA	MÉDIA	TEMPO	OBSERVAÇÕES
0.063 5.549	 79	V 51 Km/h	0.23.29 T022	CARROS VINDO
0.101 5.650	 80	V 27 Km/h	0.23.36 T023	
0.057 5.707	 81		0.23.44 T023	CARROS VINDO
0.087 5.794 AFER	 82	V 21 Km/h	0.23.56 T024	POSTE COM LUMINÁRIA NA ESQUERDA
0.028 5.822	 83		0.24.00 T024	CARROS VINDO
0.038 5.860	 84		0.24.07 T024	CARROS VINDO
0.151 6.011	 85		0.24.33 T024	ATENÇÃO !!! PEDRAS NOS DOIS LADOS DA ENTRADA
0.047 6.058	 86	V 30 Km/h	0.24.41 T025	CARROS VINDO
0.154 6.212	 87		0.24.59 T025	
0.087 6.299	 88		0.25.10 T025	



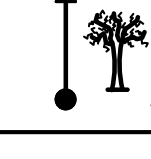
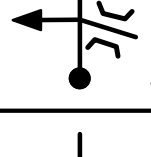
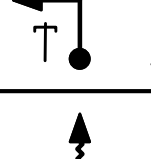
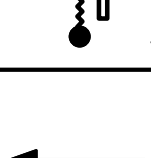
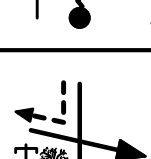
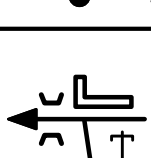
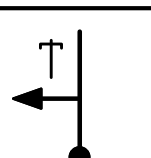



RALLY DE LIMOEIRO 2023 - GRD

DISTÂNCIA	TULIPA	MÉDIA	TEMPO	OBSERVAÇÕES
0.029 6.328	 89	V 24 Km/h	0.25.13 T026	
0.026 6.354	 90		0.25.17 T026	CARROS VINDO
0.097 6.451	 91	V 30 Km/h	0.25.32 T027	CARROS VINDO
0.060 6.511	 92	V 51 Km/h	0.25.39 T028	CARROS VINDO
0.101 6.612	 93	V 30 Km/h	0.25.46 T029	
0.059 6.671	 94		0.25.53 T029	
0.063 6.734	 95		0.26.01 T029	ATENÇÃO !!! NO CRUZAMENTO
0.063 6.797	 96	V 24 Km/h	0.26.08 T030	CARROS VINDO DEVAGAR CASAS !!!
0.099 6.896 AFER	 97		0.26.23 T030	ENTRANDO NO CALÇAMENTO POSTE
0.029 6.925	 98		0.26.27 T030	

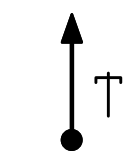

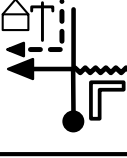
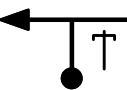

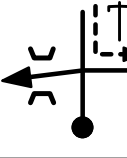
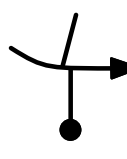





RALLY DE LIMOEIRO 2023 - GRD

DISTÂNCIA	TULIPA	MÉDIA	TEMPO	OBSERVAÇÕES
0.109 7.034	 99	V 18 Km/h	0.26.44 T031	CARROS VINDO
0.020 7.054	 100	V 36 Km/h	0.26.48 T032	CARROS VINDO
0.076 7.130 AFER	 101	V 21 Km/h	0.26.55 T033	ÁRVORE ISOLADA
0.036 7.166	 102		0.27.01 T033	
0.073 7.239	 103		0.27.14 T033	
0.061 7.300 AFER	 104	V 12 Km/h	0.27.24 T034	FINAL DO MURO
0.052 7.352	 105	V 21 Km/h	0.27.40 T035	
0.036 7.388	 106	V 30 Km/h	0.27.46 T036	CARROS VINDO
0.114 7.502	 107	V 21 Km/h	0.28.00 T037	ENTRANDO NO CALÇAMENTO
0.023 7.525	 108	V 30 Km/h	0.28.04 T038	SAINDO DO CALÇAMENTO


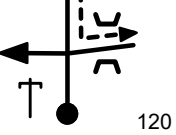
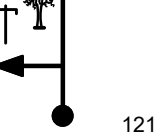
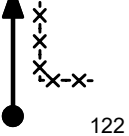
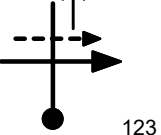
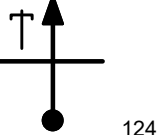
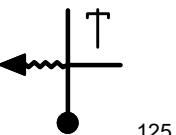

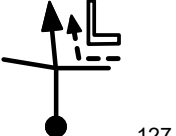



RALLY DE LIMOEIRO 2023 - GRD

DISTÂNCIA	TULIPA	MÉDIA	TEMPO	OBSERVAÇÕES
0.084 7.609		V 24 Km/h	0.28.14	POSTE
AFER	109		T039	
0.029 7.638		V 33 Km/h	0.28.18	CARROS VINDO
	110		T040	
0.060 7.698		V 24 Km/h	0.28.25	CARROS VINDO DEVAGAR CASAS !!!
	111		T041	
0.100 7.798			0.28.40	ENTRANDO NO CALÇAMENTO POSTE
AFER	112		T041	
0.028 7.826			0.28.44	
	113		T041	
0.033 7.859			0.28.49	CARROS VINDO
	114		T041	
0.015 7.874			0.28.51	SAINDO DO CALÇAMENTO APÓS O PONTILHÃO
	115		T041	
0.094 7.968			0.29.05	
	116		T041	
0.035 8.003			0.29.11	
	117		T041	
0.013 8.016		V 45 Km/h	0.29.12	CARROS VINDO
	118		T042	


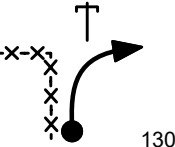
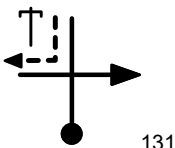
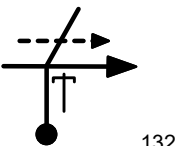
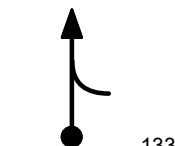
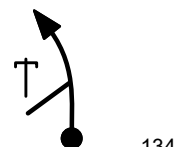

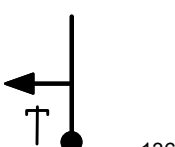
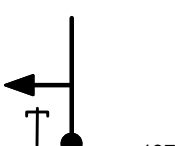
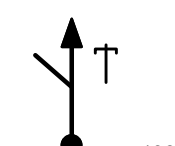


RALLY DE LIMOEIRO 2023 - GRD

DISTÂNCIA	TULIPA	MÉDIA	TEMPO	OBSERVAÇÕES
0.078 8.094	 119	V 24 Km/h	0.29.19	POSTE NA ESQUERDA
AFER			T043	
0.040 8.134	 120		0.29.25	ENTRANDO NO CALÇAMENTO CARROS VINDO
			T043	
0.027 8.161	 121		0.29.29	SAINDO DO CALÇAMENTO
			T043	
0.039 8.200	 122	V 45 Km/h	0.29.35	QUINA DE CERCA
AFER			T044	
0.077 8.277	 123		0.29.41	CARROS VINDO
			T044	
0.058 8.335	 124		0.29.45	
			T044	
0.062 8.397	 125	V 36 Km/h	0.29.50	
			T045	
0.127 8.524	 126	V 24 Km/h	0.30.03	ENTRANDO NA PRINCIPAL CASAS À FRENTE
			T046	
0.059 8.583	 127		0.30.12	CARROS VINDO
			T046	
0.093 8.676	 128	V 18 Km/h	0.30.26	
			T047	

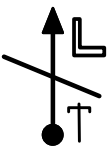
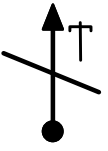
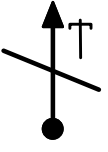
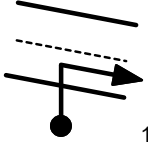

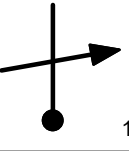

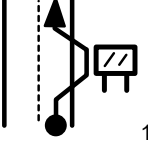




RALLY DE LIMOEIRO 2023 - GRD

DISTÂNCIA	TULIPA	MÉDIA	TEMPO	OBSERVAÇÕES
0.047 8.723	 129	V 27 Km/h	0.30.35 T048	
0.079 8.802	 130		0.30.46 T048	
0.065 8.867	 131	V 33 Km/h	0.30.54 T049	CARROS VINDO
0.124 8.991	 132	V 24 Km/h	0.31.08 T050	CARROS VINDO
0.090 9.081	 133		0.31.22 T050	
0.018 9.099	 134		0.31.24 T050	
0.142 9.241	 135		0.31.46 T050	ATENÇÃO CASAS !!!
0.086 9.327	 136	N 3 Min	0.31.58 T051	POSTE NA ESQUERDA AGUARDE SEU TEMPO !!!
0.000 9.327 0.000	 137	D 15 Min	0.34.58 T052	POSTE NA ESQUERDA
0.016 0.016	 138		T052	

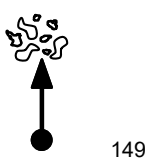
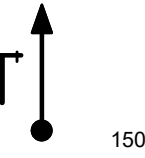

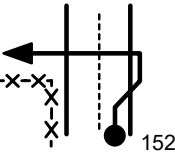
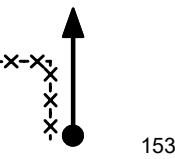

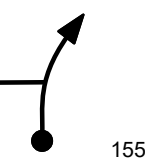
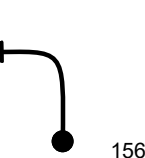

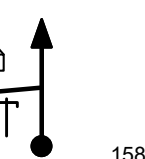


RALLY DE LIMOEIRO 2023 - GRD

DISTÂNCIA	TULIPA	MÉDIA	TEMPO	OBSERVAÇÕES
0.049 0.065	 139		T052	
0.057 0.122	 140		T052	INÍCIO DO CALÇAMENTO
0.055 0.177	 141		T052	
0.098 0.275	 142		T052	ATENÇÃO !!! ENTRANDO NA RODOVIA PE 090
0.093 0.368	QUEBRA MOLA  143		T052	
0.106 0.474	 144		T052	ATENÇÃO !!! SAINDO DA RODOVIA PE 090
0.056 0.530	 145		T052	SEQUENCIA DE QUEBRA-MOLAS
0.278 0.808	 146		T052	PLACA RODOVIA PE 075 HENRIQUE SERAFIM DE MORAES COSTA
AFER 0.134 0.942	 147		T052	
0.048 0.990	 148		T052	PONTE SEM PROTEÇÃO

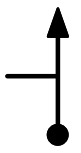

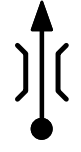


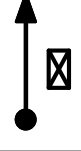






RALLY DE LIMOEIRO 2023 - GRD

DISTÂNCIA	TULIPA	MÉDIA	TEMPO	OBSERVAÇÕES
0.598 1.588				BURACOS
			T052	
2.436 4.024				POSTE COM TRAFEO NA ESQUERDA
			T052	
AFER				
1.181 5.205				PONTE
			T052	
0.768 5.973				QUINA DE CERCA NA ESQUERDA
			T052	ATENÇÃO !!!
AFER				SAINDO DA RODOVIA
0.151 6.124		V 54 Km/h		QUINA DE CERCA NA ESQUERDA
			0.49.58	
0.000			T053	
0.155 0.155				
			0.50.09	
			T053	
0.119 0.274		V 45 Km/h		
			0.50.17	
			T054	
0.393 0.667				
			0.50.48	
			T054	
0.091 0.758				
			0.50.55	
			T054	
0.128 0.886		V 33 Km/h		ATENÇÃO, CASAS !!!
			0.51.06	
			T055	

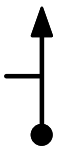
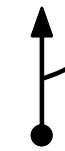


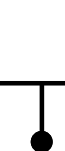







RALLY DE LIMOEIRO 2023 - GRD

DISTÂNCIA	TULIPA	MÉDIA	TEMPO	OBSERVAÇÕES
0.063 0.949	 159		0.51.13 T055	
0.253 1.202	 160		0.51.40 T055	
0.173 1.375 AFER	 161		0.51.59 T055	INÍCIO DA PONTE SEM PROTEÇÃO
0.243 1.618	 162		0.52.25 T055	ENTRANDO NA PRINCIPAL
0.029 1.647 AFER	 163	V 60 Km/h	0.52.29 T056	POSTE COM LUMINÁRIA NA ESQUERDA
0.572 2.219 AFER	 164		0.53.03 T056	FINAL DA PORTEIRA
0.210 2.429	 165		0.53.16 T056	
0.697 3.126	 166		0.53.57 T056	
0.061 3.187	 167		0.54.01 T056	"ENGENHO GUABIRABA"
1.071 4.258 AFER	 168	V 45 Km/h	0.55.05 T058	FINAL DA PORTEIRA

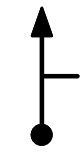

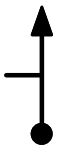
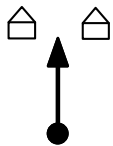

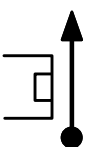



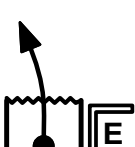


RALLY DE LIMOEIRO 2023 - GRD

DISTÂNCIA	TULIPA	MÉDIA	TEMPO	OBSERVAÇÕES
0.376 4.634	 169		0.55.35 T058	
0.144 4.778	 170	V 51 Km/h	0.55.47 T059	
0.233 5.011	 171	V 30 Km/h	0.56.03 T060	CARROS VINDO
0.024 5.035	 172		0.56.06 T060	BURACO NO ESCAPE
0.021 5.056	 173		0.56.09 T060	
0.017 5.073	 174		0.56.11 T060	CARROS VINDO
0.015 5.088	 175	V 51 Km/h	0.56.13 T061	
0.371 5.459	 176	V 36 Km/h	0.56.39 T062	
0.316 5.775	 177		0.57.10 T062	
0.025 5.800 0.000	 178	V 54 Km/h	0.57.13 T063	POSTE RECUADO


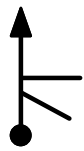





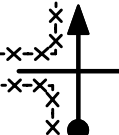




RALLY DE LIMOEIRO 2023 - GRD

DISTÂNCIA	TULIPA	MÉDIA	TEMPO	OBSERVAÇÕES
0.227 0.227	 179		0.57.28 T063	
0.026 0.253	 180		0.57.30 T063	
0.125 0.378	 181		0.57.38 T063	
0.194 0.572	 182	V 36 Km/h	0.57.51 T064	ATENÇÃO, CASAS !!!
0.248 0.820	 183		0.58.16 T064	
0.065 0.885 AFER	 184		0.58.22 T064	SEGUNDA TRAVE DO CAMPO DE FUTEBOL NA ESQUERDA
0.123 1.008	 185	D 2 Min	0.58.35 T065	INÍCIO DO CALÇAMENTO
0.028 1.036	 186		T065	
0.180 1.216	 187		T065	
0.232 1.448	 188	V 45 Km/h	1.00.35 T066	FINAL DO CALÇAMENTO E FINAL DO MURO DA ESCOLA

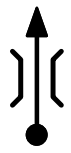

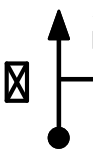
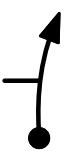
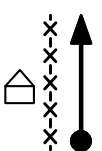

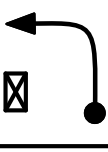
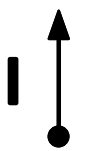




RALLY DE LIMOEIRO 2023 - GRD

DISTÂNCIA	TULIPA	MÉDIA	TEMPO	OBSERVAÇÕES
0.408 1.856	 189		1.01.07 T066	
0.127 1.983	 190	V 57 Km/h	1.01.17 T067	
0.044 2.027	 191	V 51 Km/h	1.01.20 T068	
0.351 2.378	 192	V 36 Km/h	1.01.45 T069	
0.094 2.472	 193		1.01.54 T069	
0.351 2.823	 194	V 45 Km/h	1.02.29 T070	
0.587 3.410	 195		1.03.16 T070	
0.234 3.644	 196	V 51 Km/h	1.03.35 T071	
0.403 4.047	 197		1.04.04 T071	
0.205 4.252	 198		1.04.18 T071	






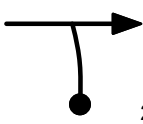
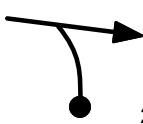

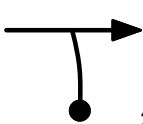
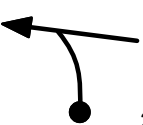


RALLY DE LIMOEIRO 2023 - GRD

DISTÂNCIA	TULIPA	MÉDIA	TEMPO	OBSERVAÇÕES
0.206 4.458	 199		1.04.33 T071	PONTILHÃO SEM PROTEÇÃO
0.061 4.519	 200	V 57 Km/h	1.04.37 T072	
0.146 4.665 AFER	 201	V 48 Km/h	1.04.46 T073	FINAL DA PORTEIRA LARANJA NA ESQUERDA
0.259 4.924	 202		1.05.06 T073	
0.266 5.190 AFER	 203	V 60 Km/h	1.05.25 T074	FINAL DA CASA NA ESQUERDA
0.513 5.703	 204	V 33 Km/h	1.05.56 T075	
0.058 5.761	 205		1.06.03 T075	
0.045 5.806 AFER	 206	V 60 Km/h	1.06.07 T076	COLUNA DE CIMENTO NA ESQUERDA
0.612 6.418 AFER	 207	V 42 Km/h	1.06.44 T077	1º POSTE
0.342 6.760	 208		1.07.14 T077	













RALLY DE LIMOEIRO 2023 - GRD

DISTÂNCIA	TULIPA	MÉDIA	TEMPO	OBSERVAÇÕES
0.253 7.013	 209		1.07.35 T077	BURACOS
0.242 7.255	 210		1.07.56 T077	
0.167 7.422 AFER	 211	V 30 Km/h	1.08.10 T078	INÍCIO DA CASA AMARELA "SÍTIO PIRAUÁ"
0.211 7.633	 212	V 45 Km/h	1.08.36 T079	
0.269 7.902	 213	V 27 Km/h	1.08.57 T080	CARROS VINDO
0.027 7.929	 214		1.09.01 T080	
0.024 7.953	 215		1.09.04 T080	
0.033 7.986	 216		1.09.08 T080	CARROS VINDO BATENTE NA ENTRADA
0.022 8.008	 217		1.09.11 T080	
0.025 8.033	 218		1.09.15 T080	ENTRANDO NA PRINCIPAL







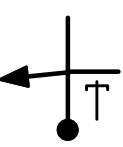
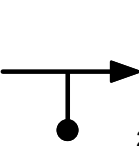

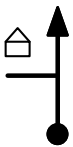


RALLY DE LIMOEIRO 2023 - GRD

DISTÂNCIA	TULIPA	MÉDIA	TEMPO	OBSERVAÇÕES
0.037 8.070	 219	N 2 Min	1.09.19 T081	ÁRVORE GRANDE AGUARDE SEU TEMPO !!!
0.000 8.070 0.000	 220	V 42 Km/h	1.11.19 T082	ÁRVORE GRANDE
0.182 0.182 AFER	 221	V 30 Km/h	1.11.35 T083	ÁRVORE ATENÇÃO, CASAS !!!
0.026 0.208	 222		1.11.38 T083	
0.075 0.283	 223		1.11.47 T083	
0.246 0.529	 224	V 39 Km/h	1.12.17 T084	
0.233 0.762	 225	V 48 Km/h	1.12.38 T085	
0.219 0.981	 226		1.12.55 T085	
0.082 1.063	 227		1.13.01 T085	
0.108 1.171	 228	V 30 Km/h	1.13.09 T086	


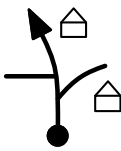

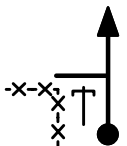




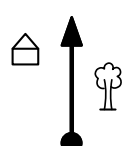



RALLY DE LIMOEIRO 2023 - GRD

DISTÂNCIA	TULIPA	MÉDIA	TEMPO	OBSERVAÇÕES
0.072 1.243	 229	V 36 Km/h	1.13.18 T087	
0.203 1.446	 230		1.13.38 T087	
0.221 1.667	 231	V 45 Km/h	1.14.00 T088	
0.085 1.752	 232		1.14.07 T088	
0.158 1.910	 233	V 33 Km/h	1.14.19 T089	ATENÇÃO, CASAS !!!
0.155 2.065 AFER	 234		1.14.36 T089	FINAL DO MURO NA ESQUERDA
0.026 2.091	 235		1.14.39 T089	
0.014 2.105	 236		1.14.41 T089	
0.028 2.133	 237		1.14.44 T089	
0.152 2.285	 238		1.15.00 T089	


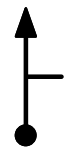

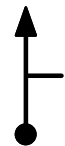
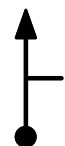


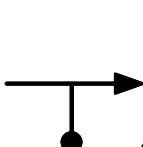




RALLY DE LIMOEIRO 2023 - GRD

DISTÂNCIA	TULIPA	MÉDIA	TEMPO	OBSERVAÇÕES
0.178 2.463	 239	V 45 Km/h	1.15.20	FINAL DA CAIXA D'ÁGUA NA ESQUERDA
AFER			T090	
0.172 2.635	 240	V 30 Km/h	1.15.33	
			T091	
0.137 2.772	MUDE DE MÉDIA  241	V 45 Km/h	1.15.50	
			T092	
0.089 2.861	 242	V 30 Km/h	1.15.57	
			T093	
0.022 2.883	 243		1.16.00	
			T093	
0.066 2.949	 244		1.16.08	POSTE COM TRAFÓ NA ESQUERDA
AFER			T093	
0.118 3.067	 245		1.16.22	QUINA DO MURO NA ESQUERDA
			T093	
0.318 3.385	 246		1.17.00	
			T093	
0.036 3.421	 247	V 45 Km/h	1.17.04	ÁRVORE
AFER			T094	
0.177 3.598	 248		1.17.18	
			T094	






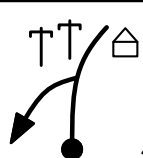

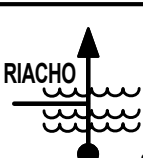

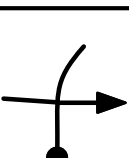


RALLY DE LIMOEIRO 2023 - GRD

DISTÂNCIA	TULIPA	MÉDIA	TEMPO	OBSERVAÇÕES
0.094 3.692	 249		1.17.26 T094	
0.083 3.775	 250		1.17.33 T094	
0.263 4.038	 251		1.17.54 T094	
0.318 4.356	 252		1.18.19 T094	
0.120 4.476	 253		1.18.29 T094	
0.080 4.556	 254		1.18.35 T094	
0.226 4.782	 255	V 30 Km/h	1.18.53 T095	
0.116 4.898	 256		1.19.07 T095	ATENÇÃO !!! CASAS À FRENTE
0.233 5.131	 257	V 42 Km/h	1.19.35 T096	
0.092 5.223	 258		1.19.43 T096	


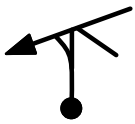



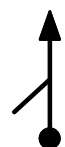
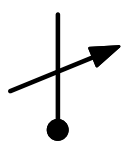
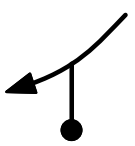

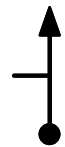


RALLY DE LIMOEIRO 2023 - GRD

DISTÂNCIA	TULIPA	MÉDIA	TEMPO	OBSERVAÇÕES
0.259 5.482	 259		1.20.05 T096	
0.149 5.631	 260		1.20.18 T096	
0.105 5.736	 261	V 57 Km/h	1.20.27 T097	
0.163 5.899	 262	V 42 Km/h	1.20.37 T098	
0.197 6.096	 263	V 51 Km/h	1.20.54 T099	
0.511 6.607	 264	V 33 Km/h	1.21.30 T100	
0.166 6.773	 265		1.21.48 T100	
0.457 7.230	 266	V 30 Km/h	1.22.38 T101	
0.047 7.277	 267		1.22.44 T101	
0.082 7.359	 268		1.22.54 T101	

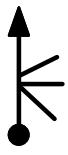

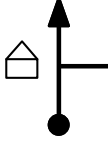

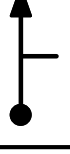







RALLY DE LIMOEIRO 2023 - GRD

DISTÂNCIA	TULIPA	MÉDIA	TEMPO	OBSERVAÇÕES
0.317 7.676	 269		1.23.32 T101	
0.110 7.786	 270		1.23.45 T101	
0.031 7.817	 271	V 42 Km/h	1.23.48 T102	
0.103 7.920	 272		1.23.57 T102	
0.078 7.998	 273	V 30 Km/h	1.24.04 T103	
0.166 8.164	 274		1.24.24 T103	
0.015 8.179	 275		1.24.26 T103	
0.042 8.221	 276	V 33 Km/h	1.24.31 T104	
0.054 8.275	 277		1.24.37 T104	
0.114 8.389	 278		1.24.49 T104	

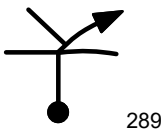
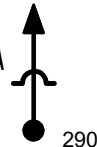
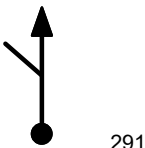

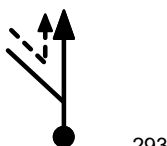

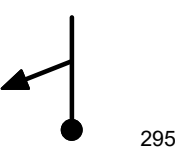
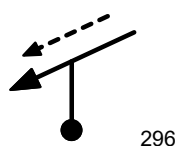

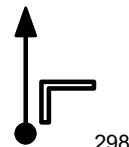


RALLY DE LIMOEIRO 2023 - GRD

DISTÂNCIA	TULIPA	MÉDIA	TEMPO	OBSERVAÇÕES
0.023 8.412		V 45 Km/h	1.24.52 T105	
0.266 8.678		V 30 Km/h	1.25.13 T106	
0.052 8.730 AFER			1.25.19 T106	INÍCIO DA CASA NA ESQUERDA ATENÇÃO, CASAS !!!
0.131 8.861			1.25.35 T106	
0.273 9.134			1.26.08 T106	
0.202 9.336		V 36 Km/h	1.26.32 T107	
0.203 9.539			1.26.52 T107	
0.022 9.561		N 50 Seg	1.26.54 T108	ÁRVORE AGUARDE SEU TEMPO !!!
0.000 9.561 0.000		V 42 Km/h	1.27.44 T109	ÁRVORE
0.047 0.047			1.27.48 T109	

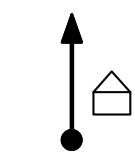
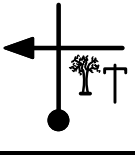
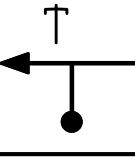
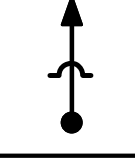
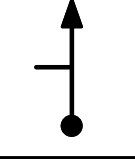
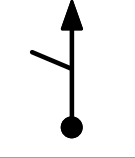
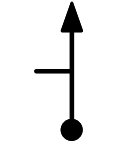


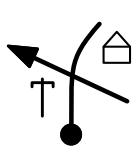


RALLY DE LIMOEIRO 2023 - GRD

DISTÂNCIA	TULIPA	MÉDIA	TEMPO	OBSERVAÇÕES
0.220 0.267		V 30 Km/h	1.28.07 T110	ENTRANDO NA PRINCIPAL
0.074 0.341	QUEBRA MOLA 		1.28.16 T110	
0.079 0.420			1.28.26 T110	
0.215 0.635			1.28.51 T110	
0.086 0.721		V 27 Km/h	1.29.02 T111	CARROS VINDO
0.035 0.756			1.29.06 T111	
0.028 0.784			1.29.10 T111	
0.022 0.806			1.29.13 T111	CARROS VINDO
0.031 0.837		V 33 Km/h	1.29.17 T112	
0.124 0.961 AFER		V 45 Km/h	1.29.31 T113	QUINA DO MURO


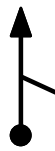

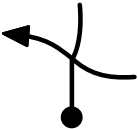
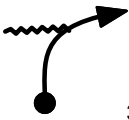

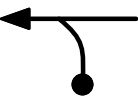
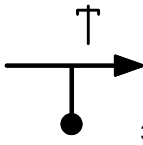

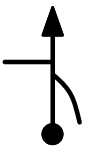


RALLY DE LIMOEIRO 2023 - GRD

DISTÂNCIA	TULIPA	MÉDIA	TEMPO	OBSERVAÇÕES
0.220 1.181	 299	V 33 Km/h	1.29.48 T114	INÍCIO DA CASA
0.263 1.444	 300	D 5 Min	1.30.17 T115	"BORRACHA"
0.023 1.467	 301		T115	INÍCIO DO CALÇAMENTO
0.260 1.727	 302		T115	SEQUENCIA DE QUEBRA-MOLAS
0.083 1.810	 303		T115	
0.038 1.848	 304		T115	
0.041 1.889	 305		T115	
0.069 1.958	QUEBRA MOLA  306		T115	
0.079 2.037	 307		T115	SAINDO DO CALÇAMENTO
0.151 2.188	 308		T115	




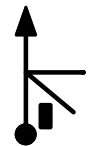
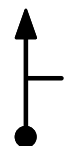

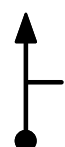


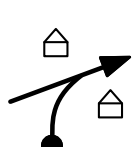


RALLY DE LIMOEIRO 2023 - GRD

DISTÂNCIA	TULIPA	MÉDIA	TEMPO	OBSERVAÇÕES
0.063 2.251	 309		T115	
0.284 2.535	 310	V 30 Km/h	1.35.17 T116	
0.118 2.653	 311		1.35.31 T116	TRECHO COM BURACOS E EROSÕES
0.454 3.107	 312		1.36.26 T116	
0.361 3.468	 313		1.37.09 T116	
0.084 3.552	 314		1.37.19 T116	
0.025 3.577	 315		1.37.22 T116	
0.580 4.157	 316		1.38.32 T116	
0.171 4.328 AFER	 317		1.38.52 T116	MARCO DE PEDRA
0.334 4.662	 318	V 54 Km/h	1.39.32 T117	



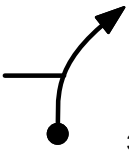
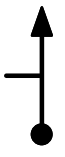

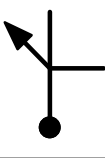
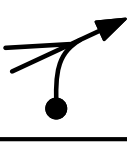





RALLY DE LIMOEIRO 2023 - GRD

DISTÂNCIA	TULIPA	MÉDIA	TEMPO	OBSERVAÇÕES
0.386 5.048	 319	V 30 Km/h	1.39.58 T118	
0.082 5.130	 320		1.40.08 T118	PONTILHÃO SEM PROTEÇÃO
0.034 5.164	 321	V 54 Km/h	1.40.12 T119	
0.075 5.239 AFER	 322	V 57 Km/h	1.40.17 T120	MARCO DE PEDRA
0.162 5.401	 323	V 51 Km/h	1.40.27 T121	
0.305 5.706	 324	V 27 Km/h	1.40.49 T122	
0.090 5.796	 325		1.41.01 T122	
0.077 5.873	 326	N 3 Min	1.41.11 T123	QUINA DE CERCA AGUARDE SEU TEMPO !!!
0.000 5.873 0.000	 327	V 39 Km/h	1.44.11 T124	QUINA DE CERCA
0.030 0.030	 328		1.44.14 T124	

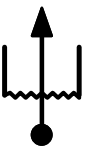
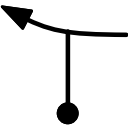











RALLY DE LIMOEIRO 2023 - GRD

DISTÂNCIA	TULIPA	MÉDIA	TEMPO	OBSERVAÇÕES
0.114 0.144	 329	V 60 Km/h	1.44.24 T125	
0.484 0.628	 330	V 57 Km/h	1.44.53 T126	
0.146 0.774	 331		1.45.02 T126	
0.044 0.818	 332		1.45.05 T126	
0.054 0.872	 333	V 45 Km/h	1.45.09 T127	
0.055 0.927	 334		1.45.13 T127	
0.043 0.970	 335	V 57 Km/h	1.45.16 T128	ENTRANDO NA PRINCIPAL
0.308 1.278	 336		1.45.36 T128	
0.110 1.388 AFER	 337		1.45.43 T128	ÁRVORE
0.050 1.438 AFER	 338	V 30 Km/h	1.45.46 T129	ÁRVORE


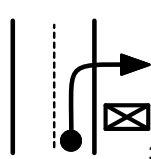









RALLY DE LIMOEIRO 2023 - GRD

DISTÂNCIA	TULIPA	MÉDIA	TEMPO	OBSERVAÇÕES
0.129 1.567	 339	D 10 Min	1.46.01 T130	INÍCIO DO ASFALTO
0.052 1.619	 340		T130	SIGA SEMPRE NO ASFALTO
0.991 2.610 AFER	 341		T130	PLACA KM 3
0.677 3.287	 342		T130	ATENÇÃO, DESVIO !!! 
0.052 3.339	 343		T130	
0.070 3.409	 344		T130	PONTE ESTREITA
0.129 3.538	 345		T130	VOLTANDO PARA O ASFALTO SIGA NO ASFALTO
2.077 5.615	 346		T130	ATENÇÃO !!! ENTRANDO NA RODOVIA PE 074 SENTIDO VICÊNCIA
0.852 6.467	 347		T130	QUEBRA-MOLA "USINA LARANJEIRAS"
2.214 8.681	 348	N 20 Min	1.56.01 T131	DÍSTICO PETROVIA POSTO SÃO JOSE AGUARDE SEU TEMPO !!!

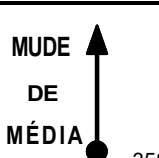





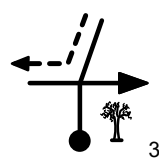
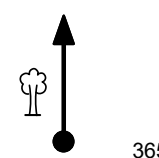
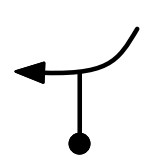



RALLY DE LIMOEIRO 2023 - GRD

DISTÂNCIA	TULIPA	MÉDIA	TEMPO	OBSERVAÇÕES
NO POSTO TEM BANHEIROS E UMA PEQUENA CONVENIÊNCIA. ESTACIONEM DE FORMA QUE NÃO ATRAPALHE O MOVIMENTO DO POSTO!!!				
0.000 8.681 0.000	 349	D 1 Min	2.16.01 T132	DÍSTICO PETROVIA POSTO SÃO JOSE
0.228 0.228	 350		T132	ATENÇÃO !!! SAINDO DA RODOVIA PE 074
0.035 0.263	 351		T132	1º POSTE NA ESQUERDA
0.079 0.342	 352	V 54 Km/h	2.17.01 T133	POSTE NA ESQUERDA
0.308 0.650	 353		2.17.22 T133	
0.190 0.840	 354		2.17.35 T133	
0.384 1.224	 355	V 57 Km/h	2.18.00 T134	
0.129 1.353	 356		2.18.08 T134	
0.476 1.829	 357		2.18.38 T134	













RALLY DE LIMOEIRO 2023 - GRD

DISTÂNCIA	TULIPA	MÉDIA	TEMPO	OBSERVAÇÕES
0.216 2.045	 358	V 27 Km/h	2.18.52 T135	
0.018 2.063	 359		2.18.54 T135	CARROS VINDO
0.033 2.096	 360	V 45 Km/h	2.18.59 T136	
0.175 2.271	 361	V 27 Km/h	2.19.13 T137	
0.019 2.290	 362		2.19.15 T137	
0.024 2.314	 363	V 51 Km/h	2.19.19 T138	
0.172 2.486	 364	V 30 Km/h	2.19.31 T139	CARROS VINDO
0.100 2.586 AFER	 365	V 57 Km/h	2.19.43 T140	ÁRVORE NA ESQUERDA
0.137 2.723	 366	V 42 Km/h	2.19.51 T141	
0.202 2.925	 367		2.20.09 T141	

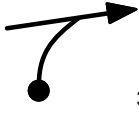

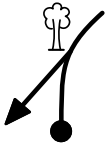

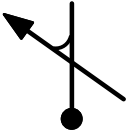


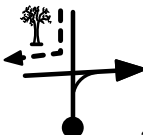

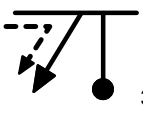


RALLY DE LIMOEIRO 2023 - GRD

DISTÂNCIA	TULIPA	MÉDIA	TEMPO	OBSERVAÇÕES
0.049 2.974	 368	V 30 Km/h	2.20.13 T142	
0.069 3.043	 369	V 54 Km/h	2.20.21 T143	
0.093 3.136	MUDE DE MÉDIA  370	V 15 Km/h	2.20.27 T144	
0.015 3.151	 371		2.20.31 T144	
0.020 3.171 AFER	 372	V 51 Km/h	2.20.36 T145	ÁRVORE NA ESQUERDA
0.099 3.270	 373		2.20.43 T145	
0.040 3.310	 374		2.20.46 T145	
0.125 3.435	 375		2.20.54 T145	
0.241 3.676	 376	V 30 Km/h	2.21.11 T146	
0.042 3.718	 377		2.21.16 T146	



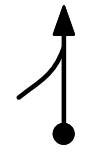


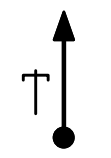
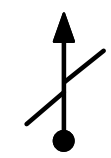
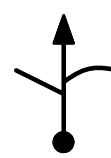

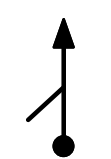


RALLY DE LIMOEIRO 2023 - GRD

DISTÂNCIA	TULIPA	MÉDIA	TEMPO	OBSERVAÇÕES
0.021 3.739	 378		2.21.19 T146	
0.099 3.838	 379		2.21.31 T146	
0.075 3.913	 380	V 21 Km/h	2.21.40 T147	
0.123 4.036 AFER	 381	V 45 Km/h	2.22.01 T148	ÁRVORE NA ESQUERDA
0.067 4.103	 382		2.22.06 T148	
0.188 4.291	 383	V 51 Km/h	2.22.21 T149	
0.243 4.534	MUDE DE MÉDIA  384	V 30 Km/h	2.22.39 T150	
0.034 4.568	 385	V 54 Km/h	2.22.43 T151	CARROS VINDO
0.110 4.678	MUDE DE MÉDIA  386	V 27 Km/h	2.22.50 T152	
0.037 4.715	 387		2.22.55 T152	CARROS VINDO




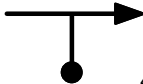



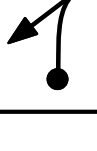




RALLY DE LIMOEIRO 2023 - GRD

DISTÂNCIA	TULIPA	MÉDIA	TEMPO	OBSERVAÇÕES
0.042 4.757	MUDE DE MÉDIA  388	V 45 Km/h	2.23.00 T153	
0.177 4.934	MUDE DE MÉDIA  389	V 27 Km/h	2.23.15 T154	
0.018 4.952	 390	V 45 Km/h	2.23.17 T155	
0.086 5.038	 391	N 55 Seg	2.23.24 T156	ENTRANDO NA PRINCIPAL AGUARDE SEU TEMPO !!!
0.000 5.038	 392	V 30 Km/h	2.24.19 T157	ENTRANDO NA PRINCIPAL
0.082 5.120 AFER	 393	V 60 Km/h	2.24.29 T158	POSTE NA ESQUERDA
0.118 5.238	 394		2.24.36 T158	
0.249 5.487	 395		2.24.51 T158	
0.137 5.624	 396		2.24.59 T158	
0.373 5.997	 397		2.25.21 T158	


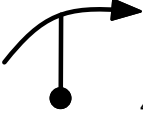




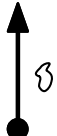

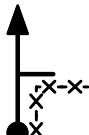



RALLY DE LIMOEIRO 2023 - GRD

DISTÂNCIA	TULIPA	MÉDIA	TEMPO	OBSERVAÇÕES
0.424 6.421	 398		2.25.47 T158	
0.429 6.850	 399	V 27 Km/h	2.26.13 T159	
0.020 6.870	 400		2.26.15 T159	
0.020 6.890	 401	V 48 Km/h	2.26.18 T160	ENTRANDO NA PRINCIPAL
0.036 6.926 AFER	 402		2.26.21 T160	POSTE
0.431 7.357	 403	V 36 Km/h	2.26.53 T161	SAINDO DA PRINCIPAL
0.078 7.435	 404	V 27 Km/h	2.27.01 T162	CARROS VINDO
0.013 7.448	 405		2.27.02 T162	
0.017 7.465	 406		2.27.05 T162	
0.019 7.484	 407		2.27.07 T162	CARROS VINDO

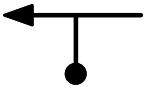











RALLY DE LIMOEIRO 2023 - GRD

DISTÂNCIA	TULIPA	MÉDIA	TEMPO	OBSERVAÇÕES
0.012 7.496	 408		2.27.09 T162	
0.017 7.513	 409	V 30 Km/h	2.27.11 T163	
0.068 7.581	 410		2.27.19 T163	
0.102 7.683	 411	N 20 Seg	2.27.31 T164	AGUARDE SEU TEMPO !!! BATENTE E EROSÃO NA ENTRADA NÃO FECHÉ
0.000 7.683	 412	V 21 Km/h	2.27.51 T165	ENTRANDO NA PRINCIPAL BATENTE E EROSÃO NA ENTRADA ATENÇÃO!!!
0.053 7.736 AFER	 413	V 60 Km/h	2.28.01 T166	POSTE
0.119 7.855	 414		2.28.08 T166	EROSÃO
0.061 7.916	 415		2.28.11 T166	
0.307 8.223	 416	V 48 Km/h	2.28.30 T167	
0.623 8.846	 417	V 30 Km/h	2.29.17 T168	



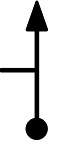




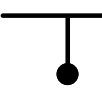




RALLY DE LIMOEIRO 2023 - GRD

DISTÂNCIA	TULIPA	MÉDIA	TEMPO	OBSERVAÇÕES
0.037 8.883	 418		2.29.21 T168	
0.027 8.910	 419		2.29.24 T168	
0.045 8.955	 420		2.29.30 T168	ATENÇÃO !!! CASAS À FRENTE
0.052 9.007	 421		2.29.36 T168	SEQUÊNCIA DE QUEBRA-MOLAS
0.127 9.134	 422		2.29.51 T168	
0.127 9.261	 423		2.30.06 T168	
0.313 9.574	 424		2.30.44 T168	
0.040 9.614	 425		2.30.49 T168	
0.026 9.640	 426	V 36 Km/h	2.30.52 T169	
0.427 10.067	 427		2.31.34 T169	

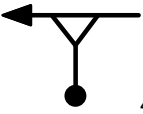


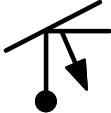

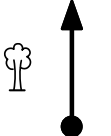






RALLY DE LIMOEIRO 2023 - GRD

DISTÂNCIA	TULIPA	MÉDIA	TEMPO	OBSERVAÇÕES
0.022 10.089	 428		2.31.37 T169	
0.115 10.204	 429		2.31.48 T169	
0.087 10.291	 430	V 51 Km/h	2.31.57 T170	
0.106 10.397	 431	V 42 Km/h	2.32.04 T171	
0.258 10.655	 432		2.32.26 T171	
0.193 10.848	 433	V 54 Km/h	2.32.43 T172	
0.198 11.046	 434		2.32.56 T172	
0.455 11.501	 435	V 60 Km/h	2.33.27 T173	ENTRANDO NA PRINCIPAL
0.269 11.770	MUDE DE MÉDIA  436	V 30 Km/h	2.33.43 T174	
0.028 11.798	 437		2.33.46 T174	








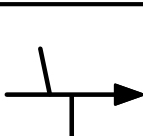

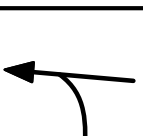


RALLY DE LIMOEIRO 2023 - GRD

DISTÂNCIA	TULIPA	MÉDIA	TEMPO	OBSERVAÇÕES
0.165 11.963	 438	V 48 Km/h	2.34.06 T175	
0.561 12.524	 439	V 51 Km/h	2.34.48 T176	
0.786 13.310	MUDE DE MÉDIA  440	V 27 Km/h	2.35.43 T177	
0.044 13.354	 441		2.35.49 T177	
0.035 13.389	 442		2.35.54 T177	
0.025 13.414 AFER	 443	V 45 Km/h	2.35.57 T178	ÁRVORE NO ALTO NA ESQUERDA
0.169 13.583	 444	V 27 Km/h	2.36.11 T179	
0.049 13.632	 445		2.36.17 T179	
0.035 13.667	 446		2.36.22 T179	
0.030 13.697	 447	N 55 Seg	2.36.26 T180	ÁRVORE AGUARDE SEU TEMPO !!!

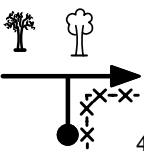

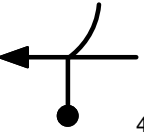

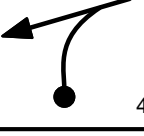
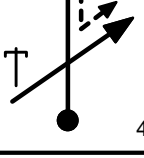
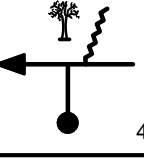

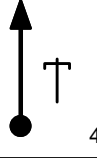
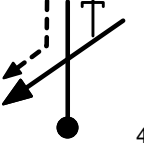


RALLY DE LIMOEIRO 2023 - GRD

DISTÂNCIA	TULIPA	MÉDIA	TEMPO	OBSERVAÇÕES
0.000 13.697	 448	V 57 Km/h	2.37.21	ÁRVORE
0.000			T181	
0.235 0.235	 449	V 39 Km/h	2.37.36	
			T182	
0.127 0.362	MUDE DE MÉDIA  450	V 57 Km/h	2.37.48	
			T183	
0.264 0.626	 451	V 36 Km/h	2.38.04	
			T184	
0.063 0.689	 452	V 57 Km/h	2.38.11	
			T185	
0.218 0.907	MUDE DE MÉDIA  453	V 30 Km/h	2.38.24	
			T186	
0.032 0.939	 454		2.38.28	
			T186	
0.415 1.354	 455		2.39.18	
			T186	
0.167 1.521	 456		2.39.38	PONTILHÃO SEM PROTEÇÃO
			T186	
0.108 1.629	 457		2.39.51	
			T186	








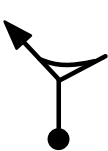




RALLY DE LIMOEIRO 2023 - GRD

DISTÂNCIA	TULIPA	MÉDIA	TEMPO	OBSERVAÇÕES
0.094 1.723	 458	V 60 Km/h	2.40.02 T187	
0.861 2.584	MUDE DE MÉDIA  459	V 36 Km/h	2.40.54 T188	
0.106 2.690	 460		2.41.04 T188	
0.112 2.802	 461	V 30 Km/h	2.41.16 T189	
0.026 2.828	 462		2.41.19 T189	
0.035 2.863	 463		2.41.23 T189	CARROS VINDO
0.055 2.918	 464	V 36 Km/h	2.41.30 T190	
0.064 2.982	 465	V 27 Km/h	2.41.36 T191	ENTRANDO NA PRINCIPAL
0.023 3.005 AFER	 466	V 42 Km/h	2.41.39 T192	POSTE
0.062 3.067	 467	V 30 Km/h	2.41.44 T193	CARROS VINDO



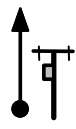









RALLY DE LIMOEIRO 2023 - GRD

DISTÂNCIA	TULIPA	MÉDIA	TEMPO	OBSERVAÇÕES
0.048 3.115	 468	V 36 Km/h	2.41.50 T194	
0.067 3.182	 469		2.41.57 T194	
0.036 3.218	 470	V 30 Km/h	2.42.00 T195	
0.042 3.260	 471		2.42.05 T195	INÍCIO DA PONTE SEM PROTEÇÃO
0.030 3.290 AFER	 472	V 57 Km/h	2.42.09 T196	FINAL DO PORTÃO DE FERRO NA ESQUERDA
0.035 3.325	 473	V 60 Km/h	2.42.11 T197	
0.392 3.717	 474	V 45 Km/h	2.42.35 T198	
0.208 3.925	 475	V 30 Km/h	2.42.51 T199	
0.122 4.047	 476		2.43.06 T199	
0.030 4.077	 477		2.43.10 T199	ATENÇÃO !!! CASAS À FRENTE

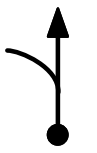

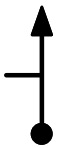
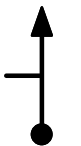








RALLY DE LIMOEIRO 2023 - GRD

DISTÂNCIA	TULIPA	MÉDIA	TEMPO	OBSERVAÇÕES
0.120 4.197	QUEBRA MOLA  478		2.43.24 T199	
0.055 4.252	QUEBRA MOLA  479		2.43.31 T199	
0.163 4.415 AFER	 480	V 36 Km/h	2.43.50 T200	POSTE COM TRAFÓ
0.159 4.574	 481		2.44.06 T200	QUEBRA-MOLA
0.130 4.704	 482	V 48 Km/h	2.44.19 T201	
0.211 4.915	 483		2.44.35 T201	
0.166 5.081	 484		2.44.47 T201	
0.082 5.163	 485		2.44.54 T201	
0.334 5.497	 486	V 42 Km/h	2.45.19 T202	
0.345 5.842	 487	V 51 Km/h	2.45.48 T203	



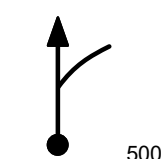
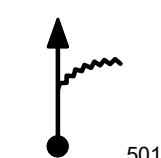
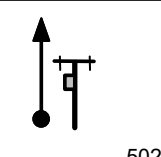
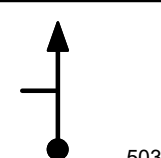
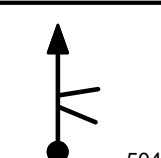
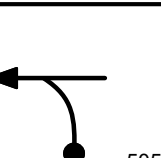

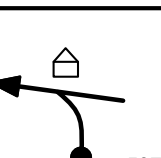


RALLY DE LIMOEIRO 2023 - GRD

DISTÂNCIA	TULIPA	MÉDIA	TEMPO	OBSERVAÇÕES
0.113 5.955	 488		2.45.56 T 203	
0.024 5.979	 489		2.45.58 T 203	
0.071 6.050	 490		2.46.03 T 203	
0.062 6.112	 491	V 45 Km/h	2.46.07 T 204	
0.365 6.477	 492		2.46.36 T 204	
0.053 6.530	 493	V 60 Km/h	2.46.41 T 205	
0.197 6.727	 494		2.46.52 T 205	
0.077 6.804	 495	V 45 Km/h	2.46.57 T 206	
0.090 6.894	 496		2.47.04 T 206	
0.194 7.088	 497		2.47.20 T 206	






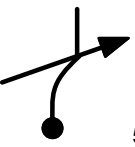
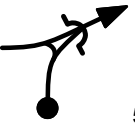

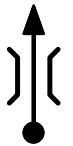
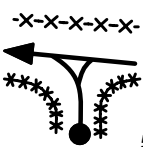


RALLY DE LIMOEIRO 2023 - GRD

DISTÂNCIA	TULIPA	MÉDIA	TEMPO	OBSERVAÇÕES
0.284 7.372	 498	V 33 Km/h	2.47.43	QUINA DE CERCA
0.000			T207	
0.103 0.103	 499		2.47.54	
			T207	
0.054 0.157	 500		2.48.00	
			T207	
0.079 0.236	 501		2.48.08	
			T207	
0.248 0.484	 502		2.48.35	POSTE COM TRAFÓ
AFER			T207	
0.289 0.773	 503		2.49.07	
			T207	
0.124 0.897	 504		2.49.20	
			T207	
0.120 1.017	 505	V 42 Km/h	2.49.33	
			T208	
0.290 1.307	 506	V 48 Km/h	2.49.58	
			T209	
0.329 1.636	 507		2.50.23	
			T209	






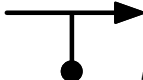


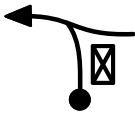



RALLY DE LIMOEIRO 2023 - GRD

DISTÂNCIA	TULIPA	MÉDIA	TEMPO	OBSERVAÇÕES
0.097 1.733	 508		2.50.30 T209	
0.030 1.763 AFER	 509		2.50.33 T209	QUINA DE CERCA
0.131 1.894	 510		2.50.42 T209	
0.211 2.105	 511	V 30 Km/h	2.50.58 T210	
0.269 2.374	 512	V 42 Km/h	2.51.30 T211	
0.218 2.592	 513		2.51.49 T211	
0.693 3.285	 514	V 30 Km/h	2.52.49 T212	
0.070 3.355	QUEBRA MOLA  515		2.52.57 T212	
0.055 3.410	 516		2.53.04 T212	PONTILHÃO SEM PROTEÇÃO
0.119 3.529	 517	V 51 Km/h	2.53.18 T213	


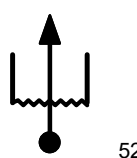

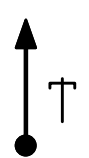
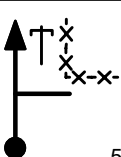
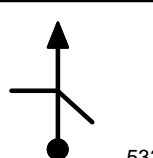

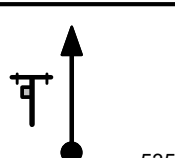
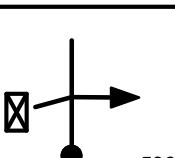



RALLY DE LIMOEIRO 2023 - GRD

DISTÂNCIA	TULIPA	MÉDIA	TEMPO	OBSERVAÇÕES
1.267 4.796	 518	V 42 Km/h	2.54.47 T214	SAINDO DA PRINCIPAL
0.359 5.155	QUEBRA MOLA  519		2.55.18 T214	
0.151 5.306	MUDE DE MÉDIA  520	V 54 Km/h	2.55.31 T215	
0.483 5.789	 521	V 33 Km/h	2.56.03 T216	EROSÃO
0.649 6.438 AFER	 522	V 42 Km/h	2.57.14 T217	FINAL DA CASA AMARELA
0.330 6.768	 523		2.57.42 T217	
0.310 7.078	 524	V 33 Km/h	2.58.09 T218	
0.297 7.375	MUDE DE MÉDIA  525	V 54 Km/h	2.58.41 T219	
0.452 7.827 AFER	 526		2.59.11 T219	FINAL DA PORTEIRA
0.336 8.163	 527	V 27 Km/h	2.59.34 T220	EROSÕES E PEDRAS





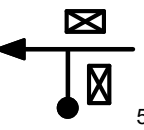



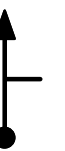
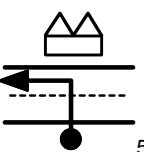


RALLY DE LIMOEIRO 2023 - GRD

DISTÂNCIA	TULIPA	MÉDIA	TEMPO	OBSERVAÇÕES
0.094 8.257	 528	V 57 Km/h	2.59.46 T221	
0.360 8.617	 529	D 2 Min	3.00.09 T222	INÍCIO DE CALÇAMENTO
0.129 8.746	 530		T222	FINAL DE CALÇAMENTO
0.070 8.816 AFER	 531	V 42 Km/h	3.02.09 T223	POSTE
0.184 9.000	 532	V 51 Km/h	3.02.25 T224	
0.908 9.908	 533	V 30 Km/h	3.03.29 T225	ATENÇÃO !!! CASAS À FRENTE
0.127 10.035	 534	V 42 Km/h	3.03.44 T226	
0.145 10.180 AFER	 535		3.03.56 T226	POSTE COM TRAFÓ NA ESQUERDA
0.019 10.199	 536	V 51 Km/h	3.03.58 T227	
0.457 10.656	 537	V 30 Km/h	3.04.30 T228	INÍCIO DA PONTE SEM PROTEÇÃO

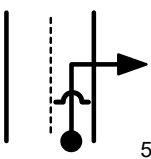

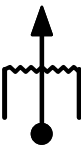
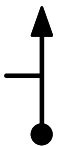

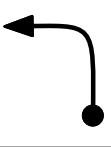
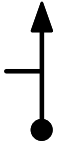
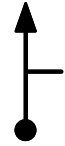
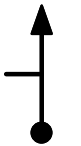
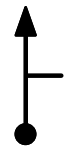


RALLY DE LIMOEIRO 2023 - GRD

DISTÂNCIA	TULIPA	MÉDIA	TEMPO	OBSERVAÇÕES
0.081 10.737	 538	V 33 Km/h	3.04.40	ÁRVORE GRANDE NA ESQUERDA
AFER			T229	
0.160 10.897	QUEBRA MOLA  539		3.04.58	
			T229	
0.166 11.063	 540	V 54 Km/h	3.05.16	ÁRVORE ISOLADA NA ESQUERDA
AFER			T230	
0.811 11.874	 541	V 36 Km/h	3.06.10	FINAL DA PORTEIRA
AFER			T231	
0.212 12.086	 542	D 10 Min	3.06.31	EM DIREÇÃO AO CALÇAMENTO
			T232	
0.025 12.111	 543			TRECHO COM VÁRIOS QUEBRA-MOLAS
			T232	
0.347 12.458	 544			
			T232	
0.108 12.566	 545			INÍCIO DO CALÇAMENTO
			T232	
0.804 13.370	 546			CONTINUE NO ASFALTO
			T232	
0.275 13.645	 547			ATENÇÃO !!! ENTRANDO NA ROD PE 090
			T232	

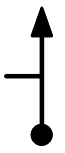
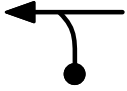

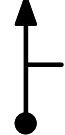
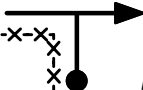








RALLY DE LIMOEIRO 2023 - GRD

DISTÂNCIA	TULIPA	MÉDIA	TEMPO	OBSERVAÇÕES
0.842 14.487	 548			ATENÇÃO !!! SAINDO DA ROD PE 090 APÓS O QUEBRA MOLA
0.051 14.538	 549			PASSAGEM MOLHADA SOBRE O RIO CAPIBARIBE
0.134 14.672 0.000	 550	V 45 Km/h	3.16.31 T233	FINAL DO CALÇAMENTO
0.015 0.015	 551		3.16.32 T233	
0.098 0.113	 552	V 36 Km/h	3.16.40 T234	
0.254 0.367	 553		3.17.05 T234	
0.356 0.723	 554		3.17.41 T234	
0.064 0.787	 555		3.17.47 T234	
0.125 0.912	 556		3.18.00 T234	
0.181 1.093	 557	V 48 Km/h	3.18.18 T235	

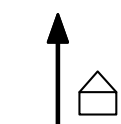
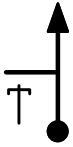

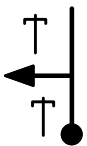
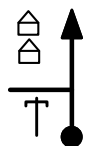

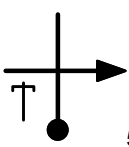

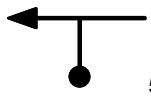



RALLY DE LIMOEIRO 2023 - GRD

DISTÂNCIA	TULIPA	MÉDIA	TEMPO	OBSERVAÇÕES
0.579 1.672	 558	V 36 Km/h	3.19.01 T236	
0.285 1.957	 559		3.19.30 T236	
0.118 2.075	MUDE DE MÉDIA  560	V 54 Km/h	3.19.42 T237	
0.160 2.235	 561	V 33 Km/h	3.19.52 T238	
0.364 2.599 AFER	 562	V 57 Km/h	3.20.32 T239	QUINA DE CERCA NA ESQUERDA
0.972 3.571 AFER	 563	V 51 Km/h	3.21.33 T240	FINAL DA PORTEIRA AZUL
0.851 4.422 AFER	 564	V 42 Km/h	3.22.33 T241	POSTE COM TRAFÓ
0.166 4.588	 565	V 36 Km/h	3.22.48 T242	PONTE DE MADEIRA SEM PROTEÇÃO 
0.658 5.246	 566		3.23.54 T242	SEQUENCIA DE QUEBRA-MOLAS ATENÇÃO !!! CASAS À FRENTE
0.506 5.752 AFER	 567	V 51 Km/h	3.24.44 T243	POSTE COM TRAFÓ



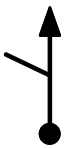
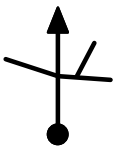


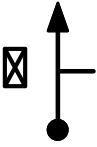

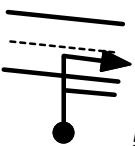
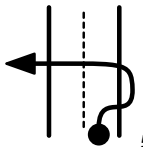


RALLY DE LIMOEIRO 2023 - GRD

DISTÂNCIA	TULIPA	MÉDIA	TEMPO	OBSERVAÇÕES
0.763 6.515	 568	V 36 Km/h	3.25.38	INÍCIO DA 1ª CASA
AFER			T244	
0.080 6.595	 569		3.25.46	
			T244	
0.125 6.720	MUDE DE MÉDIA  570	V 48 Km/h	3.25.58	
			T245	
0.410 7.130	 571	V 39 Km/h	3.26.29	POSTE NA ESQUERDA
AFER			T246	
0.115 7.245	 572	V 21 Km/h	3.26.40	ATENÇÃO, CASAS !!!
			T247	
0.074 7.319	 573		3.26.52	
			T247	
0.073 7.392	 574	V 54 Km/h	3.27.05	
			T248	
0.113 7.505	 575	D 10 Min	3.27.13	1ª COLUNA DE CIMENTO
			T249	
0.206 7.711	 576			ENTRANDO NO CALÇAMENTO
			T249	
0.045 7.756	 577			
			T249	

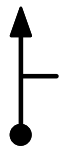
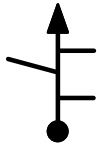

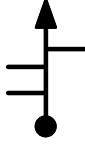

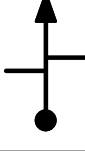


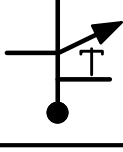
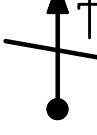


RALLY DE LIMOEIRO 2023 - GRD

DISTÂNCIA	TULIPA	MÉDIA	TEMPO	OBSERVAÇÕES
0.049 7.805	 578		T249	
0.060 7.865	 579		T249	SEQUENCIA DE QUEBRA-MOLAS
0.024 7.889	 580		T249	
0.074 7.963	 581		T249	
0.107 8.070	 582		T249	
0.044 8.114	 583		T249	
0.037 8.151	 584		T249	
0.038 8.189	 585		T249	
0.036 8.225	 586		T249	ATENÇÃO !!! ENTRANDO NA ROD PE 050
0.052 8.277	 587		T249	ATENÇÃO !!! SAINDO DA ROD PE 050

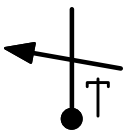
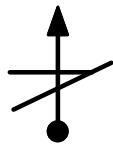
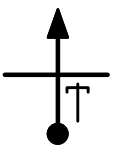
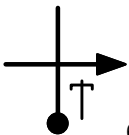
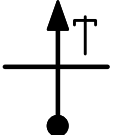
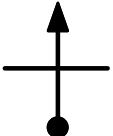
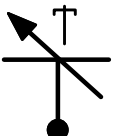
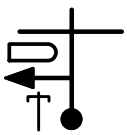
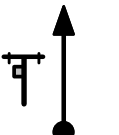
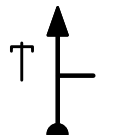


RALLY DE LIMOEIRO 2023 - GRD

DISTÂNCIA	TULIPA	MÉDIA	TEMPO	OBSERVAÇÕES
0.037 8.314	 588		T249	
0.047 8.361	 589		T249	
0.092 8.453	 590		T249	
0.054 8.507	 591		T249	
0.084 8.591	 592		T249	
0.041 8.632	 593		T249	
0.055 8.687	 594		T249	
0.043 8.730	 595		T249	
0.050 8.780	 596		T249	
0.124 8.904	 597		T249	

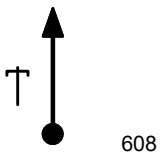
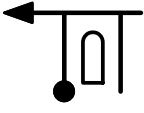


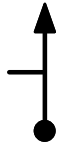

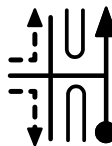
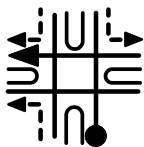




RALLY DE LIMOEIRO 2023 - GRD

DISTÂNCIA	TULIPA	MÉDIA	TEMPO	OBSERVAÇÕES
0.118 9.022	 598		T249	
0.081 9.103	 599		T249	
0.085 9.188	 600		T249	
0.061 9.249	 601		T249	SAINDO DO CALÇAMENTO
0.111 9.360	 602		T249	
0.115 9.475	 603		T249	
0.086 9.561	 604		T249	
0.060 9.621	 605		T249	
0.092 9.713	 606	V 48 Km/h	3.37.13	POSTE COM TRAFÓ NA ESQUERDA INÍCIO DO LOTEAMENTO!!!
0.000			T250	
0.066 0.066	 607		3.37.17	
			T250	

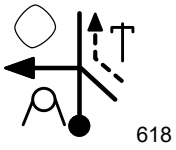

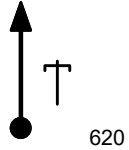
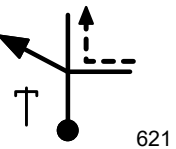
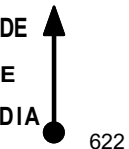
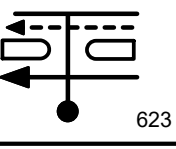
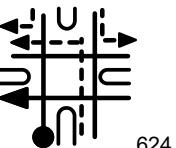
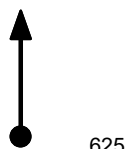
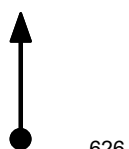



RALLY DE LIMOEIRO 2023 - GRD

DISTÂNCIA	TULIPA	MÉDIA	TEMPO	OBSERVAÇÕES
0.131 0.197	 608	V 27 Km/h	3.37.27 T251	
0.031 0.228	 609		3.37.31 T251	
0.023 0.251	 610		3.37.35 T251	
0.054 0.305	 611	V 54 Km/h	3.37.42 T252	
0.114 0.419	 612	V 27 Km/h	3.37.49 T253	
0.056 0.475	 613	V 21 Km/h	3.37.57 T254	CARROS VINDO
0.099 0.574	 614		3.38.14 T254	
0.052 0.626	 615		3.38.23 T254	CARROS VINDO
0.039 0.665 AFER	 616	V 45 Km/h	3.38.29 T255	POSTE
0.206 0.871	 617	V 24 Km/h	3.38.46 T256	

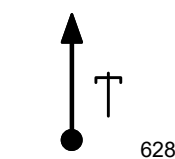
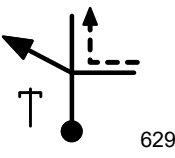
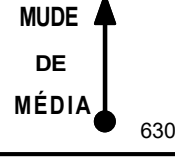
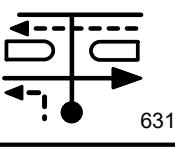
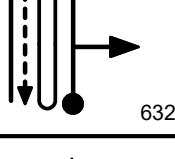
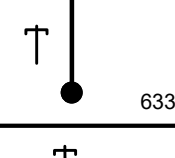
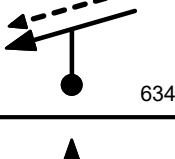
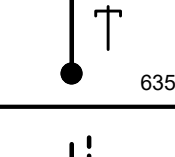
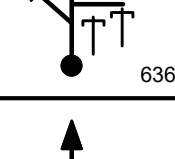



RALLY DE LIMOEIRO 2023 - GRD

DISTÂNCIA	TULIPA	MÉDIA	TEMPO	OBSERVAÇÕES
0.016 0.887	 618		3.38.48 T256	CARROS VINDO
0.016 0.903	 619		3.38.51 T256	CARROS VINDO
0.060 0.963 AFER	 620	V 48 Km/h	3.39.00 T257	POSTE
0.051 1.014	 621	V 60 Km/h	3.39.03 T258	CARROS VINDO
0.157 1.171 AFER	MUDE DE MÉDIA  622	V 21 Km/h	3.39.13 T259	
0.032 1.203	 623		3.39.18 T259	
0.051 1.254	 624		3.39.27 T259	
0.049 1.303 AFER	 625	V 39 Km/h	3.39.35 T260	POSTE NA ESQUERDA
0.157 1.460 AFER	 626	V 24 Km/h	3.39.50 T261	POSTE NA ESQUERDA
0.030 1.490	 627		3.39.54 T261	CARROS VINDO




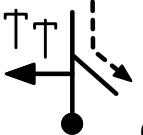
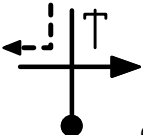

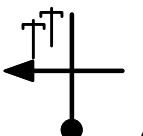
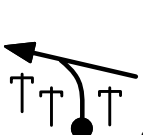
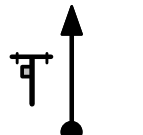
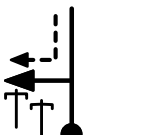


RALLY DE LIMOEIRO 2023 - GRD

DISTÂNCIA	TULIPA	MÉDIA	TEMPO	OBSERVAÇÕES
0.055 1.545		V 48 Km/h	3.40.03	POSTE
AFER			T262	
0.051 1.596		V 60 Km/h	3.40.07	CARROS VINDO
			T263	
0.138 1.734		V 21 Km/h	3.40.15	
			T264	
0.051 1.785			3.40.24	CARROS VINDO
			T264	
0.045 1.830		V 54 Km/h	3.40.31	
			T265	
0.127 1.957		V 24 Km/h	3.40.40	POSTE NA ESQUERDA
AFER			T266	
0.025 1.982			3.40.43	CARROS VINDO
			T266	
0.033 2.015		V 48 Km/h	3.40.48	POSTE
AFER			T267	
0.031 2.046			3.40.51	CARROS VINDO
			T267	
0.110 2.156		V 21 Km/h	3.40.59	POSTE NA ESQUERDA
AFER			T268	

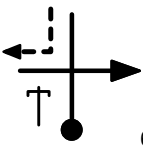

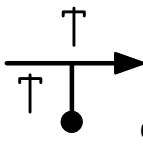
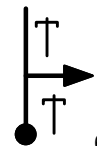

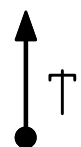
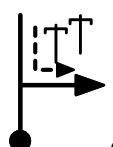
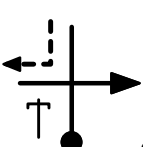
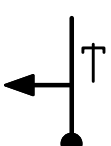



RALLY DE LIMOEIRO 2023 - GRD

DISTÂNCIA	TULIPA	MÉDIA	TEMPO	OBSERVAÇÕES
0.015 2.171	 638		3.41.02 T268	CARROS VINDO
0.053 2.224	 639		3.41.11 T268	
0.027 2.251 AFER	 640	V 39 Km/h	3.41.15 T269	POSTE CARRO VINDO
0.082 2.333	 641	V 30 Km/h	3.41.23 T270	CARROS VINDO
0.052 2.385	 642	V 48 Km/h	3.41.29 T271	CARROS VINDO
0.130 2.515 AFER	 643	V 24 Km/h	3.41.39 T272	POSTE NA ESQUERDA
0.011 2.526	 644		3.41.40 T272	
0.046 2.572	 645	V 54 Km/h	3.41.47 T273	
0.080 2.652 AFER	 646		3.41.53 T273	POSTE COM TRAFO NA ESQUERDA
0.083 2.735	 647	V 30 Km/h	3.41.58 T274	CARROS VINDO


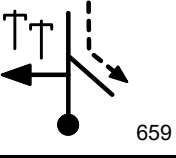
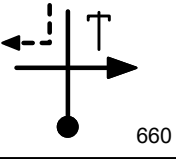
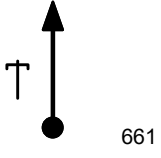
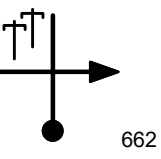

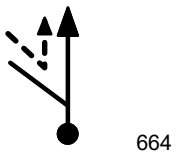





RALLY DE LIMOEIRO 2023 - GRD

DISTÂNCIA	TULIPA	MÉDIA	TEMPO	OBSERVAÇÕES
0.050 2.785	 648	V 51 Km/h	3.42.04 T275	CARROS VINDO
0.122 2.907	 649	V 21 Km/h	3.42.13 T276	
0.066 2.973	 650		3.42.24 T276	
0.045 3.018	 651		3.42.32 T276	
0.034 3.052 AFER	 652	V 54 Km/h	3.42.38 T277	POSTE
0.149 3.201 AFER	 653	V 30 Km/h	3.42.48 T278	POSTE
0.020 3.221	 654		3.42.50 T278	CARROS VINDO
0.044 3.265	 655	V 51 Km/h	3.42.55 T279	CARROS VINDO
0.122 3.387	 656	V 15 Km/h	3.43.04 T280	
0.051 3.438	 657		3.43.16 T280	

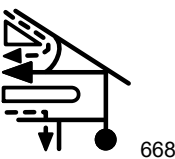
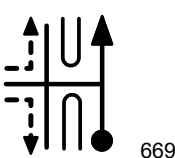
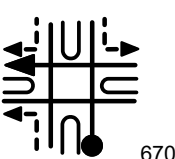
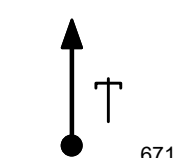
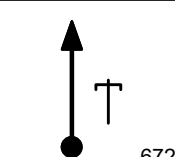
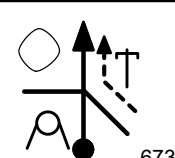
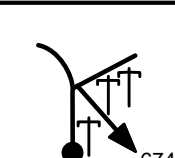
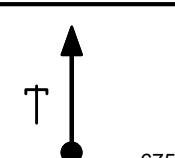

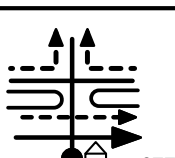


RALLY DE LIMOEIRO 2023 - GRD

DISTÂNCIA	TULIPA	MÉDIA	TEMPO	OBSERVAÇÕES
0.031 3.469	 658	V 39 Km/h	3.43.24	CARROS VINDO POSTE
AFER			T281	
0.079 3.548	 659	V 30 Km/h	3.43.31	CARROS VINDO
			T282	
0.051 3.599	 660	V 48 Km/h	3.43.37	CARROS VINDO
			T283	
0.130 3.729	 661	V 24 Km/h	3.43.47	POSTE NA ESQUERDA
AFER			T284	
0.011 3.740	 662		3.43.48	
			T284	
0.044 3.784	 663		3.43.55	CARROS VINDO
			T284	
0.052 3.836	 664		3.44.03	CARROS VINDO
			T284	
0.037 3.873	 665	V 48 Km/h	3.44.08	POSTE
AFER			T285	
0.029 3.902	 666		3.44.11	CARROS VINDO
			T285	
0.112 4.014	 667	V 21 Km/h	3.44.19	POSTE NA ESQUERDA
AFER			T286	

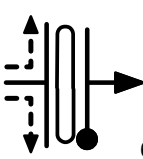



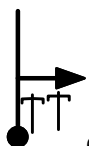



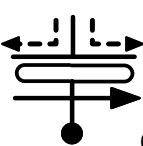
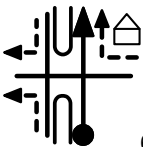


RALLY DE LIMOEIRO 2023 - GRD

DISTÂNCIA	TULIPA	MÉDIA	TEMPO	OBSERVAÇÕES
0.012 4.026	 668		3.44.21 T286	CARROS VINDO
0.103 4.129 AFER	 669		3.44.39 T286	
0.053 4.182	 670		3.44.48 T286	CARROS VINDO
0.039 4.221 AFER	 671	V 45 Km/h	3.44.54 T287	POSTE
0.206 4.427	 672	V 24 Km/h	3.45.11 T288	
0.017 4.444	 673	V 39 Km/h	3.45.13 T289	CARROS VINDO
0.076 4.520	 674	V 30 Km/h	3.45.20 T290	
0.047 4.567 AFER	 675	V 54 Km/h	3.45.26 T291	POSTE NA ESQUERDA
0.198 4.765	MUDE DE MÉDIA  676	V 21 Km/h	3.45.39 T292	
0.057 4.822	 677		3.45.49 T292	CARROS VINDO

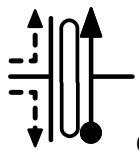
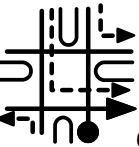
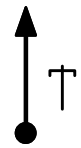

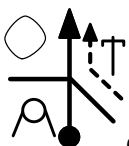
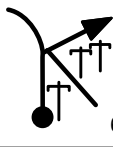
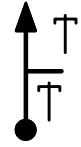
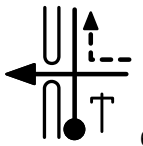
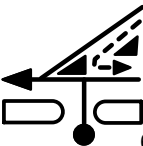



RALLY DE LIMOEIRO 2023 - GRD

DISTÂNCIA	TULIPA	MÉDIA	TEMPO	OBSERVAÇÕES
0.048 4.870	 678	V 45 Km/h	3.45.57 T293	
0.206 5.076 AFER	 679	V 24 Km/h	3.46.14 T294	POSTE NA ESQUERDA
0.024 5.100	 680	V 39 Km/h	3.46.17 T295	CARROS VINDO
0.074 5.174	 681		3.46.24 T295	
0.063 5.237	 682		3.46.30 T295	
0.067 5.304 AFER	 683		3.46.36 T295	POSTE
0.114 5.418	 684		3.46.47 T295	
0.039 5.457	 685	V 21 Km/h	3.46.50 T296	DESVIE
0.083 5.540	 686		3.47.05 T296	
0.044 5.584	 687		3.47.12 T296	CARROS VINDO

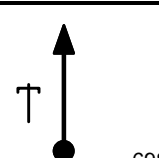
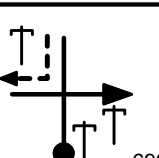
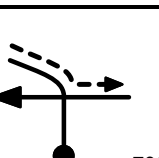
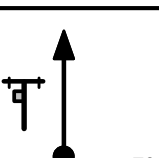
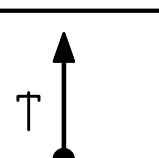
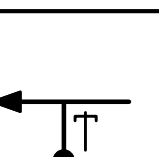
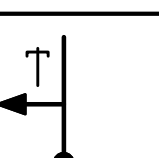
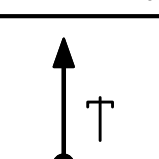
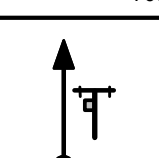
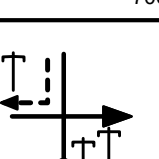


RALLY DE LIMOEIRO 2023 - GRD

DISTÂNCIA	TULIPA	MÉDIA	TEMPO	OBSERVAÇÕES
0.053 5.637	 688		3.47.21 T296	
0.052 5.689	 689		3.47.30 T296	CARROS VINDO
0.018 5.707 AFER	 690	V 48 Km/h	3.47.33 T297	POSTE
0.206 5.913 AFER	 691	V 24 Km/h	3.47.49 T298	POSTE
0.016 5.929	 692	V 39 Km/h	3.47.51 T299	CARROS VINDO
0.080 6.009	 693		3.47.58 T299	
0.063 6.072 AFER	 694	V 27 Km/h	3.48.04 T300	POSTE
0.054 6.126	 695		3.48.11 T300	CARROS VINDO CANAL NOS 2 LADOS DA ENTRADA
0.015 6.141	 696	V 48 Km/h	3.48.13 T301	CARROS VINDO
0.122 6.263	 697	V 27 Km/h	3.48.23 T302	CARROS VINDO

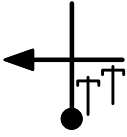

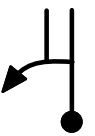

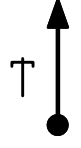
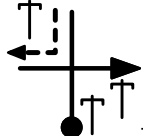
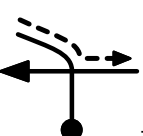


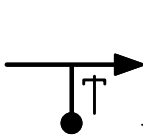


RALLY DE LIMOEIRO 2023 - GRD

DISTÂNCIA	TULIPA	MÉDIA	TEMPO	OBSERVAÇÕES
0.043 6.306		V 33 Km/h	3.48.28	POSTE NA ESQUERDA
AFER			T303	
0.190 6.496		V 36 Km/h	3.48.49	CARROS VINDO
			T304	
0.047 6.543			3.48.54	CARROS VINDO
			T304	
0.076 6.619		V 60 Km/h	3.49.01	POSTE COM TRAFO NA ESQUERDA
AFER			T305	
0.263 6.882		V 24 Km/h	3.49.17	POSTE NA ESQUERDA
			T306	
0.023 6.905			3.49.21	
			T306	
0.059 6.964			3.49.29	POSTE NO ESCAPE
			T306	
0.044 7.008		V 60 Km/h	3.49.36	POSTE
AFER			T307	
0.274 7.282		V 24 Km/h	3.49.52	POSTE COM TRAFO
			T308	
0.042 7.324		V 36 Km/h	3.49.59	CARROS VINDO
			T309	

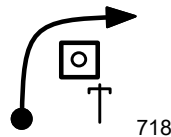


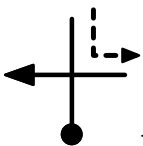



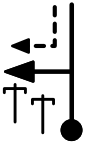
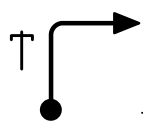
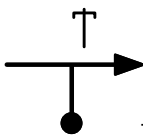


RALLY DE LIMOEIRO 2023 - GRD

DISTÂNCIA	TULIPA	MÉDIA	TEMPO	OBSERVAÇÕES
0.048 7.372	 708	V 51 Km/h	3.50.04 T310	
0.222 7.594 AFER	 709	V 24 Km/h	3.50.19 T311	POSTE NA ESQUERDA
0.027 7.621	 710		3.50.23 T311	
0.042 7.663	 711	V 27 Km/h	3.50.30 T312	CARROS VINDO
0.054 7.717 AFER	 712	V 33 Km/h	3.50.37 T313	POSTE NA ESQUERDA
0.190 7.907	 713	V 36 Km/h	3.50.57 T314	CARROS VINDO
0.046 7.953	 714		3.51.02 T314	CARROS VINDO
0.077 8.030 AFER	 715	V 60 Km/h	3.51.10 T315	POSTE COM TRAFO NA ESQUERDA
0.264 8.294 AFER	 716	V 24 Km/h	3.51.26 T316	POSTE NA ESQUERDA
0.022 8.316	 717		3.51.29 T316	

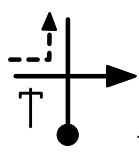
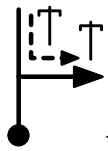
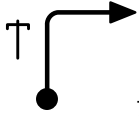
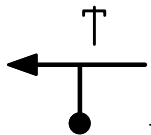
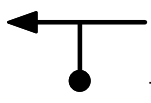
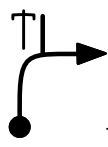
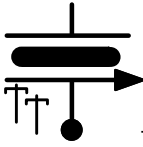
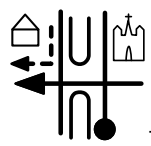
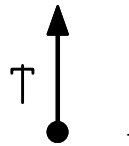
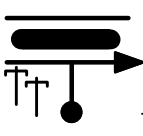


RALLY DE LIMOEIRO 2023 - GRD

DISTÂNCIA	TULIPA	MÉDIA	TEMPO	OBSERVAÇÕES
0.046 8.362	 718		3.51.36 T316	ATENÇÃO !!! CAIXA DE CONCRETO NA CURVA
0.053 8.415 AFER	 719	V 60 Km/h	3.51.44 T317	POSTE
0.194 8.609	 720	V 42 Km/h	3.51.55 T318	
0.133 8.742	 721	V 24 Km/h	3.52.07 T319	CARROS VINDO
0.039 8.781 AFER	 722	V 39 Km/h	3.52.13 T320	POSTE
0.108 8.889	 723	V 24 Km/h	3.52.23 T321	CARROS VINDO
0.111 9.000	 724		3.52.39 T321	
0.052 9.052	 725	V 36 Km/h	3.52.47 T322	CARROS VINDO
0.078 9.130	 726		3.52.55 T322	
0.045 9.175	 727		3.52.59 T322	

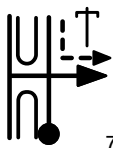
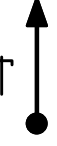
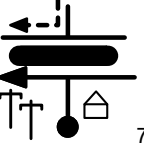
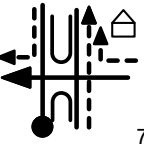
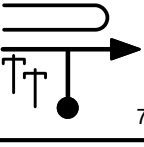
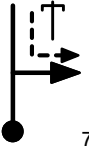
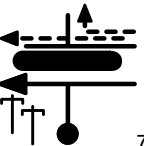
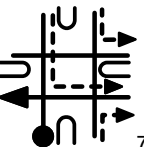
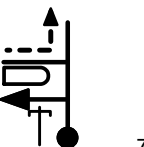
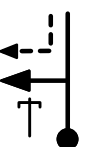


RALLY DE LIMOEIRO 2023 - GRD

DISTÂNCIA	TULIPA	MÉDIA	TEMPO	OBSERVAÇÕES
0.074 9.249	 728		3.53.07 T322	CARROS VINDO
0.044 9.293	 729		3.53.11 T322	CARROS VINDO
0.074 9.367	 730		3.53.19 T322	
0.045 9.412	 731	V 42 Km/h	3.53.23 T323	
0.107 9.519	 732	V 30 Km/h	3.53.32 T324	
0.049 9.568	 733	V 42 Km/h	3.53.38 T325	
0.119 9.687	 734	V 21 Km/h	3.53.48 T326	ENTRANDO NA PRINCIPAL
0.045 9.732	 735		3.53.56 T326	CARROS VINDO
0.048 9.780 AFER	 736	V 39 Km/h	3.54.04 T327	POSTE NA ESQUERDA
0.119 9.899	 737	V 21 Km/h	3.54.15 T328	ENTRANDO NA PRINCIPAL

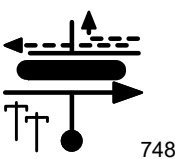
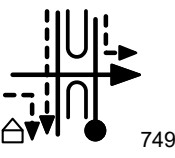
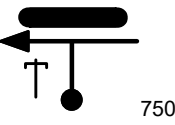
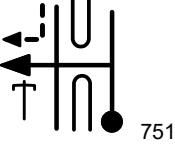
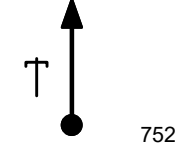
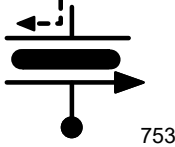
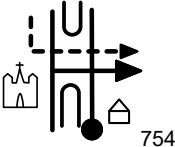
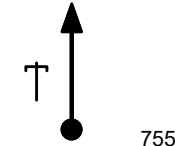
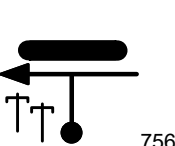
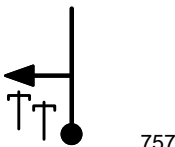


RALLY DE LIMOEIRO 2023 - GRD

DISTÂNCIA	TULIPA	MÉDIA	TEMPO	OBSERVAÇÕES
0.046 9.945	 738	V 42 Km/h	3.54.23 T329	CARROS VINDO
0.110 10.055 AFER	 739	V 21 Km/h	3.54.33 T330	POSTE NA ESQUERDA
0.040 10.095	 740		3.54.39 T330	
0.049 10.144	 741	V 42 Km/h	3.54.48 T331	CARROS VINDO
0.142 10.286	 742	V 21 Km/h	3.55.00 T332	
0.047 10.333	 743	V 45 Km/h	3.55.08 T333	CARROS VINDO
0.120 10.453	 744	V 21 Km/h	3.55.18 T334	
0.049 10.502	 745	V 45 Km/h	3.55.26 T335	CARROS VINDO
0.100 10.602	 746	V 21 Km/h	3.55.34 T336	
0.051 10.653	 747	V 45 Km/h	3.55.43 T337	CARROS VINDO


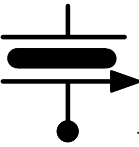
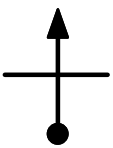

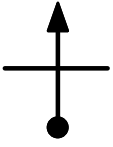
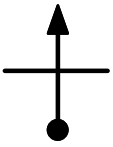
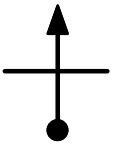
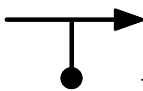


RALLY DE LIMOEIRO 2023 - GRD

DISTÂNCIA	TULIPA	MÉDIA	TEMPO	OBSERVAÇÕES
0.124 10.777	 748	V 21 Km/h	3.55.53 T338	
0.044 10.821	 749	V 42 Km/h	3.56.00 T339	CARROS VINDO
0.139 10.960	 750	V 21 Km/h	3.56.12 T340	
0.052 11.012	 751	V 42 Km/h	3.56.21 T341	CARROS VINDO
0.113 11.125 AFER	 752	V 21 Km/h	3.56.31 T342	POSTE NA ESQUERDA
0.041 11.166	 753		3.56.38 T342	
0.044 11.210	 754		3.56.45 T342	CARROS VINDO
0.039 11.249	 755	V 39 Km/h	3.56.52 T343	POSTE NA ESQUERDA
0.118 11.367	 756	V 21 Km/h	3.57.03 T344	ENTRANDO NA PRINCIPAL
0.051 11.418	 757	V 48 Km/h	3.57.12 T345	


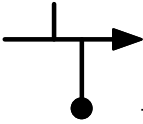
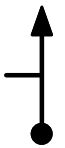




RALLY DE LIMOEIRO 2023 - GRD

DISTÂNCIA	TULIPA	MÉDIA	TEMPO	OBSERVAÇÕES
0.157 11.575	 758	D 10 Min	3.57.23	POSTE NA ESQUERDA
AFER			T346	
0.010 11.585	 759		T346	ENTRANDO NA PRINCIPAL
0.048 11.633	 760		T346	ENTRANDO NO CALÇAMENTO
0.202 11.835	 761		T346	SEQUENCIA DE QUEBRA-MOLAS NO TRECHO
0.093 11.928	 762		T346	SAINDO DA PRINCIPAL
0.172 12.100	 763		T346	
0.204 12.304	 764		T346	
0.073 12.377	 765		T346	
0.229 12.606	 766		T346	
0.078 12.684	 767		T346	ENTRANDO NA PRINCIPAL



RALLY DE LIMOEIRO 2023 - GRD

DISTÂNCIA	TULIPA	MÉDIA	TEMPO	OBSERVAÇÕES
0.166 12.850	 768		T346	
0.132 12.982	 769		T346	
0.161 13.143	 770		T346	
0.040 13.183	 771		T346	
0.025 13.208	 772	N 0 Min	4.07.23 T347	ESTACIONE !!! E SIGA PARA O SKINA BAR E RESTAURANTE

FINAL DE PROVA, ESTACIONEM DE FORMA ORDENADA E ENTREM NO REATAURANTE PARA AGUARDAR O RESULTADO!!!
ESPERAMOS QUE TENHAM GOSTADO DA PROVA E AGUARDAMOS TODOS EM 2024!!!



Planilha / Road Book gerada pelo programa TotemPlanilha.

GPS TIMING

www.totemonline.com.br

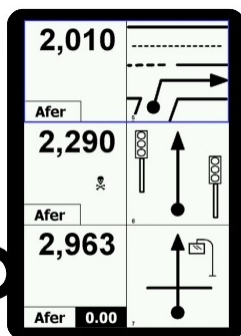
RALLYDELIMOEIRO2023GRD_R1.pla / Chk=68628957

EC062EBB8873

v7.43

Road Book Automático

A planilha que anda sozinha



NavTotem

Novo sistema de navegação
de baixíssimo custo
para periféricos

Android



Leonardo Moura - 81 97345.2552
Hugo Rogério - 81 99966.1309

www.totemonline.com.br
MOTO RALLY/UTV